



1120 pts (30.00 %) 370 pts (10.00 %) 1750 pts (47.00 %) 480 pts (13.00 %)  
**Characters** **Core** **Special** **Legendary Beasts**  
 (45 Max) (20 Least) (0 NoLimit) (35 Max)

## Characters



**EXALTED HERALD #1**  
 Exalted Herald - Large - Infantry - 50x50mm

820 POINTS



Global	Adv	Mar	Dis	Model Rules	
	8"	16"	9	Fear, Fearless, Supernal, Manifestation, Wizard Adept	
Defensive	HP	Def	Res	Arm	
	5	8	5	3	Aegis (4+)
Offensive	Att	Off	Str	Ap	Agi
<b>Exalted Herald</b>	6	9	5	2	8



**SORCERER #1**  
 Sorcerer - Standard - Infantry - 25x25mm

300 POINTS



Global	Adv	Mar	Dis	Model Rules	
	4"	8"	8	Wizard Apprentice, Battle Fever	
Defensive	HP	Def	Res	Arm	
	3	4	4	0	Light Armour
Offensive	Att	Off	Str	Ap	Agi
<b>Sorcerer</b>	2	4	3	0	3

<b>Options</b>	Paired Weapons • Evocation • Wizard Adept • General
<b>Magic items</b>	Ledger of Souls

## Core



**BARBARIANS #1**  
 Barbarians x29 - Standard - Infantry - 25x25mm

370 POINTS



Global	Adv	Mar	Dis	Model Rules	
	4"	8"	7	Scoring, Battle Fever	
Defensive	HP	Def	Res	Arm	
	1	4	3	0	Light Armour
Offensive	Att	Off	Str	Ap	Agi
<b>Barbarian</b>	1	4	4	0	3

<b>Options</b>	Shield and Spear • Champion • Standard Bearer
<b>Magic banners</b>	Banner of Discipline (Banner Enchantment)

## Special



### WARRIOR KNIGHTS WITH FAVOURED CHAMPION #1

Warrior Knights x5 - Standard - Cavalry - 25x50mm

305 POINTS



Global	Adv	Mar	Dis	Model Rules	
	8"	14"	8	, Path of the Scoring, Fearless Favoured, Champion	
Defensive	HP	Def	Res	Arm	
	1	5	4	2	, Hell-Forged Shield Armour
Offensive	Att	Off	Str	Ap	Agi
Warrior Rider	2	5	4	1	4
Black Steed	1	3	4	0	3

<b>Options</b>	Standard Bearer • Great Weapon • Wrath
----------------	--



### WARRIOR KNIGHTS WITH FAVOURED CHAMPION #2

Warrior Knights x5 - Standard - Cavalry - 25x50mm

305 POINTS



Global	Adv	Mar	Dis	Model Rules	
	8"	14"	8	, Path of the Scoring, Fearless Favoured, Champion	
Defensive	HP	Def	Res	Arm	
	1	5	4	2	, Hell-Forged Shield Armour
Offensive	Att	Off	Str	Ap	Agi
Warrior Rider	2	5	4	1	4
Black Steed	1	3	4	0	3

<b>Options</b>	Standard Bearer • Great Weapon • Wrath
----------------	--



### WARRIOR CHARIOT #1

Warrior Chariot - Large - Construct - 50x100mm

230 POINTS



Global	Adv	Mar	Dis	Model Rules	
	8"	8"	8	, Path of the Fearless, Swiftstride Favoured	
Defensive	HP	Def	Res	Arm	
	4	5	5	1	Hell-Forged Armour
Offensive	Att	Off	Str	Ap	Agi
Warrior Crew	2	5	4	1	4
Black Steed (2)	1	3	4	0	3
Chassis			5	2	Inanimate, Impact Hits (D6+1, D6+1)



### WARRIOR CHARIOT #2

Warrior Chariot - Large - Construct - 50x100mm

230 POINTS



Global	Adv	Mar	Dis	Model Rules	
	8"	8"	8	, Path of the Fearless, Swiftstride Favoured	
Defensive	HP	Def	Res	Arm	

<i>Defensive</i>	<i>HP</i>	<i>Def</i>	<i>Res</i>	<i>Arm</i>	
	4	5	5	1	<b>Hell-Forged Armour</b>
<i>Offensive</i>	<i>Att</i>	<i>Off</i>	<i>Str</i>	<i>Ap</i>	<i>Agi</i>
<b>Warrior Crew</b>	2	5	4	1	4
<b>Black Steed (2)</b>	1	3	4	0	3
<b>Chassis</b>			5	2	<b>Inanimate, Impact Hits (D6+1, D6+1)</b>



### FORSWORN #1

Forsworn x3 - Large - Infantry - 40x40mm

## 245 POINTS



<i>Global</i>	<i>Adv</i>	<i>Mar</i>	<i>Dis</i>	<i>Model Rules</i>	
	6"	12"	8	<b>, Path of the Scoring, Fearless Exiled, Bodyguard</b>	
<i>Defensive</i>	<i>HP</i>	<i>Def</i>	<i>Res</i>	<i>Arm</i>	
	3	4	4	1	
<i>Offensive</i>	<i>Att</i>	<i>Off</i>	<i>Str</i>	<i>Ap</i>	<i>Agi</i>
<b>Forsworn</b>	2	5	4	1	4

<b>Options</b>	Spiked Shield
----------------	---------------



### FORSWORN #2


Forsworn x3 - Large - Infantry - 40x40mm

## 245 POINTS



<i>Global</i>	<i>Adv</i>	<i>Mar</i>	<i>Dis</i>	<i>Model Rules</i>	
	6"	12"	8	<b>, Path of the Scoring, Fearless Exiled, Bodyguard</b>	
<i>Defensive</i>	<i>HP</i>	<i>Def</i>	<i>Res</i>	<i>Arm</i>	
	3	4	4	1	
<i>Offensive</i>	<i>Att</i>	<i>Off</i>	<i>Str</i>	<i>Ap</i>	<i>Agi</i>
<b>Forsworn</b>	2	5	4	1	4


<b>Options</b>	Spiked Shield
----------------	---------------




### WARHOUNDS #1

Warhounds x5 - Standard - Beast - 25x50mm

## 95 POINTS




<i>Global</i>	<i>Adv</i>	<i>Mar</i>	<i>Dis</i>	<i>Model Rules</i>	
	8"	16"	5	<b>, Release the Insignificant Hounds</b>	
<i>Defensive</i>	<i>HP</i>	<i>Def</i>	<i>Res</i>	<i>Arm</i>	
	1	3	3	0	
<i>Offensive</i>	<i>Att</i>	<i>Off</i>	<i>Str</i>	<i>Ap</i>	<i>Agi</i>
<b>Warhound</b>	1	3	3	0	4



### WARHOUNDS #2

Warhounds x5 - Standard - Beast - 25x50mm

## 95 POINTS



<i>Global</i>	<i>Adv</i>	<i>Mar</i>	<i>Dis</i>	<i>Model Rules</i>
	8"	16"	5	<b>, Release the Insignificant Hounds</b>
<i>Defensive</i>	<i>HP</i>	<i>Def</i>	<i>Res</i>	<i>Arm</i>

<i>Defensive</i>	<i>HP</i>	<i>Def</i>	<i>Res</i>	<i>Arm</i>	
	1	3	3	0	
<i>Offensive</i>	<i>Att</i>	<i>Off</i>	<i>Str</i>	<i>Ap</i>	<i>Agi</i>
<b>Warhound</b>	1	3	3	0	4

## Legendary Beasts



### HELLMAW #1

Hellmaw - Gigantic - Construct - 150x100mm

480 POINTS



<i>Global</i>	<i>Adv</i>	<i>Mar</i>	<i>Dis</i>	<i>Model Rules</i>	
	5"	10"	5	Fearless, Supernal, Gateway	
<i>Defensive</i>	<i>HP</i>	<i>Def</i>	<i>Res</i>	<i>Arm</i>	
	5	3	5	2	Aegis (5+)
<i>Offensive</i>	<i>Att</i>	<i>Off</i>	<i>Str</i>	<i>Ap</i>	<i>Agi</i>
<b>Hellmaw</b>	5	3	5	2	1

<b>Options</b>	2 Ominous Gateways
----------------	--------------------

## Magics

Racial Trait Spell

	<i>Casting</i>	<i>Range</i>	<i>Type</i>	<i>Duration</i>
<b>Hellfire</b>				
<i>Mf</i>	(6+) {10+}	18"	Hex, Damage, Direct	Instant
<i>The target suffers (2D3) {2D6} hits with Strength 6, Armour Penetration 0, and Magical Attacks.</i>				



Evocation

		<i>Casting</i>	<i>Range</i>	<i>Type</i>	<i>Duration</i>	<i>Effect</i>
<b>1</b>	Spectral Blades	5+ [9+]	18"	Augment	Last one Turn	The target must reroll failed to-wound rolls with its Melee Attacks[and gains Lethal Strike].
<b>3</b>	Hasten the Hour	7+ [10+]	24" [18"]	Hex, Damage, Direct	Instant	Choose 1 {up to 3 different} models in the target unit (which may be Characters or Champions). Each of them suffers 1 hit that wounds automatically with Armour Penetration 10 and Magical Attacks.
<b>2</b>	Whispers of the Veil	8+	24"	Hex	Last one Turn	The target suffers -1 Resilience. In addition, a unit with at least one model affected by one or more instances of the spell suffers -1 Discipline.
<b>4</b>	Evocation of Souls				Instant	If your Veil Token pool contains less than 3 Veil Tokens, you gain one Veil Token. No more than 1 Veil Token can be gained from this spell each Phase.
<b>5</b>	Touch of the Reaper	7+ [9+]	(24") {18"}]	Hex, Missile, Damage, Focused, Direct	Instant	The target suffers D3 hits with Strength 10, Armour Penetration 10, and Magical Attacks. When rolling to wound with this attack, use the target's Discipline instead of the target's Resilience.
<b>6</b>	Danse Macabre	5+ {9+}	12" [9"Aura]	Augment	Instant	The target may perform a 8" [6"] Magical Move and gains Ghost Step during this move.
<b>4</b>	Ancestral Aid	6+ [7+]	12" [18"]	Augment	Last one Turn	The target must reroll failed to-hit rolls with its Close Combat Attacks.

## Magic items

**Ledger of Souls:** Immediately before removing a friendly model without Insignificant in a unit within 9" of the bearer's model due to enemy attacks, you gain one Veil Token for each Health Point that model had the first time it entered the Battlefield.

## Magic banners

**Banner of Discipline:** The bearer's unit may reroll failed Panic Tests. If the Battle Standard Bearer or the General is part of the bearer's unit, it automatically passes Panic Tests instead.

# Model Rules

## Aegis:

**Battle Fever:** Units with more than half of their models with Battle Fever must reroll failed Panic and Break Tests.

**Bodyguard:** When a Character is joined to a unit in which at least one model has Bodyguard, that Character gains Stubborn. When Characters or Character types are stated in brackets, Bodyguard only works for the specified Characters or Character types.

## Champion:

**Fear:** Units in base contact with one or more enemy models with Fear suffer -1 Discipline. At the start of each Round of Combat, such units must take a Discipline Test, called a Fear Test. If this test is failed, the models in the unit are Shaken until the end of the Round of Combat. Models that have Fear themselves are immune to the effects of Fear.

**Fearless:** If more than half of a unit's models are Fearless, the unit automatically passes Panic Tests and Decimated Tests and cannot declare a Flee Charge Reaction (unless already Fleeing). Models that are Fearless are also immune to the effects of Fear.

## Gateway: Universal Rule.

At the end of each friendly Magic Phase, each Hellmaw may do one of the following:

- Open a Gateway: Mark a single point on the Battlefield with a Gateway Marker. This point must be within Line of Sight and 24" of the Hellmaw, and more than 6" away from enemy units. There can never be more than 4 friendly Gateway Markers on the Battlefield (including Ominous Gateways).
- Close a Gateway: Choose a friendly Gateway Marker with its centre within Line of Sight and 24" of the Hellmaw. All units within 6" of the centre of the marker suffer D6 hits with Toxic Attacks and Magical Attacks. Then remove the marker. If all friendly Hellmaws have been removed as casualties, immediately close all friendly Gateways as described above.

A friendly unit may choose to enter the Gateway if all the following conditions are met:

- The unit does not contain any Gigantic models.
- The unit is in contact with the centre of a friendly Gateway Marker.
- All models in the unit just performed an Advance or March Move and no other model has moved since.

Remove the unit from the Battlefield. The unit:

1. Is then placed back on the Battlefield within 3" of the centre of any other friendly Gateway Marker. No model can end up with its centre farther away than its March Rate from the centre of the chosen marker.
2. Must have the same formation, but may face any direction.
3. Must follow the Unit Spacing rule.
4. Suffers D6 + X hits with Toxic Attacks and Magical Attacks, distributed by the owner, where X is equal to the number of ranks in the unit. Hits distributed onto models with Hell-Forged Armour or Supernal automatically fail to wound.
5. Loses Scoring until its next Player Turn.

Only a single unit may exit the same Gateway Marker in each Player Turn

**Halberd:** Attacks made with a Halberd gain +1 Strength and +1 Armour Penetration. A model using this weapon cannot simultaneously use a Shield against Melee Attacks.

**Hand Weapon:** All models come equipped with a Hand Weapon as their default equipment. If a model has any Close Combat Weapon other than a Hand Weapon, it cannot choose to use the Hand Weapon (unless specifically stated). Hand Weapons wielded by models on foot can be used alongside a Shield, then giving Parry

**Harnessed:** Model parts with Harnessed cannot make Supporting Attacks and cannot use Weapons. Shooting Weapons carried by model parts with Harnessed can be used by other model parts of the same model (as long as they do not have Harnessed or Inanimate). A model with with at least one model part with Harnessed is considered to be mounted.

## Hell-Forged Armour: Armour Equipment.

Follows the rules for Plate Armour (can be enchanted as if it was Plate Armour). The wearer's model gains Aegis (5+, against Toxic Attacks).

**Impact Hits:** At Initiative Step 10, a charging model part with Impact Hits must choose an enemy unit that is in base contact with the attacking model's Front Facing. This unit suffers a number of hits equal to the value stated in brackets (X). These hits are resolved with the attacking model part's Strength and Armour Penetration. If a model has both Grind Attacks and Impact Hits, it may only use one of these rules in the same Round of Combat (its controlling player may choose which). In multipart models, only model parts that also have Harnessed or Inanimate can use their Impact Hits. When several models in the same unit have Impact Hits, and when X is a random number (e.g. Impact Hits (D6)), roll for the number of hits separately for each model part.

## Inanimate: Inanimate - Melee

Model parts with Inanimate cannot make Close Combat Attacks and cannot use Shooting Weapons. Shooting Weapons carried by model parts with Inanimate can be used by other model parts of the same model (as long as they do not have Harnessed or Inanimate).

## Insignificant:

**Light Armour:** Armor +1

## Manifestation: Universal Rule.

During Spell Selection, each Exalted Herald must choose two different Manifestations from the list below and apply the effects during the game. The model knows the spells indicated on the chosen Manifestations. This replaces the normal rules for Spell Selection connected to being a Wizard Adept. In addition, Guiding Light (Divination) becomes the Attribute Spell for all non-Bound Spells cast by the model, replacing the spells' corresponding Attribute where applicable.

**Path of the Exiled:** Units with more than half of their models with Path of the Exiled must reroll failed Break Tests. At the end of step 7 of a Round of Combat (after taking Break Tests), models with Path of the Exiled in a unit that failed a Break Test simultaneously perform Close Combat Attacks (ignoring the rules for Initiative Order, but otherwise following the normal rules such as Supporting Attacks and Allocating Attacks). Afterwards, they are removed as casualties. Models with Path of the Exiled cannot join or be joined by models with Path of the Favoured.

## Path of the Favoured: Universal Rule.

Units with more than half of their models with Path of the Favoured must reroll failed Break Tests. In addition, model parts with Path of the Favoured upgraded to a Champion additionally gain +1 Health Point to a maximum of 3, and their Discipline is set to 9.

## Release the Hounds: Universal Rule.

One use only. May be activated at the start of a friendly Player Turn (all models in a unit must activate this rule at the same time). The model gains +6" March Rate and

Devastating Charge (+1 Att, +1 Str) during this Player Turn.

**Scoring:** Units with at least one model with Scoring are considered to be Scoring Units, which are used for winning Secondary Objectives (see section XVI.2 "Scoring Secondary Objectives", page 67). Every army needs a few Scoring units to be able to complete Secondary Objectives, which is why units with Scoring are marked in the Army Books with a special pennant icon:

Scoring can be lost during the game:

- A unit that is Fleeing loses Scoring for as long as it is Fleeing.
- An Ambushing unit that enters the Battlefield on Game Turn 4 or later loses Scoring.
- A unit that has performed a Post-Combat Reform loses Scoring until the start of the following Player Turn.

**Shield:** +1 Armour Hand Weapons wielded by models on foot can be used alongside a Shield, then giving Parry.

**Supernal:**

**Swiftstride:** When a unit composed entirely of models with Swiftstride rolls Charge Range, Flee Distance, Pursuit Distance or Overrun Distance, it rolls an additional D6 (normally this will lead to rolling 3D6) and discards the lowest D6 rolled.

**Wizard Adept:** - Knows 2 spells.

- Can select from the Learned Spells 1, 2, 3, and 4 of its chosen Path and the Hereditary Spell of its army.

The Wizard gains Channel (1) and selects its spells as described in Spell Selection.

**Wizard Apprentice:** - Knows 1 spell.

- Can select between the Learned Spell 1 of its chosen Path and the Hereditary Spell of its army.

The Wizard selects its spells as described in Spell Selection

## Qr codes of your army

You can print this page to have all your army's units qrcode and cut them to stick them on your units, with them you can directly access to the unit's profil with your phone.

Exalted Herald #1



Sorcerer #1



Barbarians #1



Warrior Knights with Favoured Champion #1



Warrior Knights with Favoured Champion #2



Warrior Chariot #1



Warrior Chariot #2



Forsworn #1



Forsworn #2



Warhounds #1



Warhounds #2



Hellmaw #1

