



# HIGHBORN ELVES

## TRY - 2 395 POINTS



760 pts (17.00 %) **980 pts (22.00 %)** 520 pts (12.00 %) 645 pts (14.00 %)  
**Characters** **Core** **Special** **Queen's Bows** **Naval Ordnance**  
 (40 Max) (25 Least) (0 NoLimit) (30 Max)


### Characters




#### COMMANDER #1

Commander - Standard - Infantry - 20x20mm

### 130 POINTS




Global	Adv	Mar	Dis	Model Rules	
	5"	10"	9	Martial Discipline	
Defensive	HP	Def	Res	Arm	
	3	6	3	0	Light Armour
Offensive	Att	Off	Str	Ap	Agi
Commander	3	6	4	1	7
Lightning Reflexes, Hand Weapon					



#### MAGE #1


Mage - Standard - Infantry - 20x20mm

### 400 POINTS



Global	Adv	Mar	Dis	Model Rules	
	5"	10"	9	, Master of Wizard Adept, Martial Discipline Spellcrafting	
Defensive	HP	Def	Res	Arm	
	3	4	3	0	
Offensive	Att	Off	Str	Ap	Agi
Mage	1	4	3	0	5
Lightning Reflexes, Hand Weapon					


<b>Options</b>	Wizard Master
----------------	---------------



#### MAGE #2


Mage - Standard - Infantry - 20x20mm

### 230 POINTS



Global	Adv	Mar	Dis	Model Rules	
	5"	10"	9	, Master of Wizard Adept, Martial Discipline Spellcrafting	
Defensive	HP	Def	Res	Arm	
	3	4	3	0	
Offensive	Att	Off	Str	Ap	Agi
Mage	1	4	3	0	5
Lightning Reflexes, Hand Weapon					


### Core



#### CITIZEN SPEARS #2



Citizen Spears x20 - Standard - Infantry - 20x20mm




### 260 POINTS









Global	Adv	Mar	Dis	Model Rules	
	5"	10"	8	Scoring, Martial Discipline	

<i>Defensive</i>	<i>HP</i>	<i>Def</i>	<i>Res</i>	<i>Arm</i>	
	1	4	3	0	Light Armour, Shield
<i>Offensive</i>	<i>Att</i>	<i>Off</i>	<i>Str</i>	<i>Ap</i>	<i>Agi</i>
<b>Citizen Spear</b>	1	4	3	0	5 Lightning ReflexesRank, Spear

 <b>HIGHBORN LANCERS #1</b> <span style="float: right;"><b>210 POINTS</b></span> 					
Highborn Lancers x5 - Standard - Cavalry - 25x50mm					
<i>Global</i>	<i>Adv</i>	<i>Mar</i>	<i>Dis</i>	<i>Model Rules</i>	
	9"	18"	8	Scoring, Martial Discipline	
<i>Defensive</i>	<i>HP</i>	<i>Def</i>	<i>Res</i>	<i>Arm</i>	
	1	4	3	2	Heavy Armour, Shield
<i>Offensive</i>	<i>Att</i>	<i>Off</i>	<i>Str</i>	<i>Ap</i>	<i>Agi</i>
<b>Highborn Lancer</b>	1	4	3	0	5 Lightning Reflexes, Lance
<b>Elven Horse</b>	1	3	3	0	4 Harnessed

  <b>ELEIN REAVERS #1</b> <span style="float: right;"><b>180 POINTS</b></span> 					
Elein Reavers x5 - Standard - Cavalry - 25x50mm					
<i>Global</i>	<i>Adv</i>	<i>Mar</i>	<i>Dis</i>	<i>Model Rules</i>	
	9"	18"	8	Feigned Flight, Light Troops, Vanguard, Martial Discipline	
<i>Defensive</i>	<i>HP</i>	<i>Def</i>	<i>Res</i>	<i>Arm</i>	
	1	4	3	1	Light Armour
<i>Offensive</i>	<i>Att</i>	<i>Off</i>	<i>Str</i>	<i>Ap</i>	<i>Agi</i>
<b>Elein Reaver</b>	1	4	3	0	5 Lightning Reflexes, Light Lance
<b>Elven Horse</b>	1	3	3	0	4 Harnessed

  <b>ELEIN REAVERS #2</b> <span style="float: right;"><b>180 POINTS</b></span> 					
Elein Reavers x5 - Standard - Cavalry - 25x50mm					
<i>Global</i>	<i>Adv</i>	<i>Mar</i>	<i>Dis</i>	<i>Model Rules</i>	
	9"	18"	8	Feigned Flight, Light Troops, Vanguard, Martial Discipline	
<i>Defensive</i>	<i>HP</i>	<i>Def</i>	<i>Res</i>	<i>Arm</i>	
	1	4	3	1	Light Armour
<i>Offensive</i>	<i>Att</i>	<i>Off</i>	<i>Str</i>	<i>Ap</i>	<i>Agi</i>
<b>Elein Reaver</b>	1	4	3	0	5 Lightning Reflexes, Light Lance
<b>Elven Horse</b>	1	3	3	0	4 Harnessed

  <b>CITIZEN ARCHERS #1</b> <span style="float: right;"><b>150 POINTS</b></span> 					
Citizen Archers x10 - Standard - Infantry - 20x20mm					
<i>Global</i>	<i>Adv</i>	<i>Mar</i>	<i>Dis</i>	<i>Model Rules</i>	
	5"	10"	8	Scoring, Martial Discipline	

<i>Defensive</i>	<i>HP</i>	<i>Def</i>	<i>Res</i>	<i>Arm</i>	
	1	4	3	0	Light Armour

<i>Offensive</i>	<i>Att</i>	<i>Off</i>	<i>Str</i>	<i>Ap</i>	<i>Agi</i>	
<b>Citizen Archer</b>	1	4	3	0	5	Lightning Reflexes, Longbow

## Special

	<b>SWORD MASTERS #1</b> Sword Masters x5 - Standard - Infantry - 20x20mm	<b>125 POINTS</b>	
--	---	-------------------	---



<i>Global</i>	<i>Adv</i>	<i>Mar</i>	<i>Dis</i>	<i>Model Rules</i>		
	5"	10"	8	Scoring, Martial Discipline		

<i>Defensive</i>	<i>HP</i>	<i>Def</i>	<i>Res</i>	<i>Arm</i>	
	1	6	3	0	Heavy Armour

<i>Offensive</i>	<i>Att</i>	<i>Off</i>	<i>Str</i>	<i>Ap</i>	<i>Agi</i>	
<b>Sword Master</b>	2	6	3	0	6	Lightning Reflexes, Sword Sworn, Great Weapon

	<b>LION CHARIOT #1</b> Lion Chariot - Large - Construct - 50x100mm	<b>205 POINTS</b>	
--	---	-------------------	--

<i>Global</i>	<i>Adv</i>	<i>Mar</i>	<i>Dis</i>	<i>Model Rules</i>		
	8"	8"	8	Swiftstride, Martial Discipline, Valiant		

<i>Defensive</i>	<i>HP</i>	<i>Def</i>	<i>Res</i>	<i>Arm</i>	
	4	5	4	2	Heavy Armour

<i>Offensive</i>	<i>Att</i>	<i>Off</i>	<i>Str</i>	<i>Ap</i>	<i>Agi</i>	
<b>Crew</b>	1	5	4	1	5	Lightning Reflexes, Multiple Wounds, Great Weapon
<b>Lion</b>	2	5	5	2	4	Harnessed
<b>Chassis</b>			5	2		Impact Hits, Inanimate

	<b>SEA GUARD REAPER #1</b> Sea Guard Reaper - Standard - Construct - 60mm round	<b>190 POINTS</b>	
--	--	-------------------	---

<i>Global</i>	<i>Adv</i>	<i>Mar</i>	<i>Dis</i>	<i>Model Rules</i>		
	5"	5"	8	War Machine, Martial Discipline		

<i>Defensive</i>	<i>HP</i>	<i>Def</i>	<i>Res</i>	<i>Arm</i>	
	4	1	4	0	Light Armour

<i>Offensive</i>	<i>Att</i>	<i>Off</i>	<i>Str</i>	<i>Ap</i>	<i>Agi</i>	
<b>Crew</b>	2	4	3	0	5	Lightning Reflexes, Fire, Move or Elven Bolt Thrower

## Queen's Bows



## QUEEN'S GUARD #1

Queen's Guard x5 - Standard - Infantry - 20x20mm

135 POINTS



Global	Adv	Mar	Dis	Model Rules	
	5"	10"	8	Scoring, Martial Discipline	
Defensive	HP	Def	Res	Arm	
	1	5	3	0	Light Armour
Offensive	Att	Off	Str	Ap	Agi
Queen's Guard	1	5	3	0	5

Lightning Reflexes, Moonlight Arrows, Longbow

## Magics

### Racial Trait Spell

	Casting	Range	Type	Duration
<b><i>H Favour of Meladys</i></b>				
<i>Mf</i>	10+	Caster	Caster	Last one Turn
<p><i>You gain one Veil Token that is not removed when the spell ends. When a friendly unit within 18" of the Caster suffers a wound before Special Saves, you may discard a Veil Token from your Veil Token pool and apply the following rules instead:</i></p> <ul style="list-style-type: none"> <li><i>No Special Save can be taken.</i></li> <li><i>If the attack causing the wound has Multiple Wounds, it inflicts one wound less than usual. Otherwise, the wound is ignored.</i></li> </ul> <p><i>For Standard Infantry, up to 2 wounds are ignored per token provided they are suffered simultaneously. A maximum of two Veil Tokens may be discarded each phase for this purpose. Characters and Gigantic models can only ignore a single wound this way per phase.</i></p>				

## Model Rules

### Elven Bolt Thrower: Artillery Weapon.

This Artillery Weapon can be fired in two ways:

- Range 48", Shots 1, Str 3 [6], AP 10, Area Attack (1x5), [Multiple Wounds (D3)]
- Range 48", Shots 6, Str 4, AP 2

**Feigned Flight:** A unit consisting solely of models with Feigned Flight that voluntarily chooses to Flee as a Charge Reaction, and subsequently passes a Rally Test in its next Player Turn, doesn't become Shaken. Furthermore, the Reform that is made after Rallying in this case doesn't prevent the unit from moving nor from shooting (but it still counts as having moved for shooting purposes). This rule cannot be applied if a unit fails to rally on the next friendly Player Turn or involuntarily Flees, such as a result of a failed Panic Test or if it was already Fleeing when being charged.

### Fight in Extra Rank:

**Great Weapon:** Attacks made with a Great Weapon gain +2 Strength, +2 Armour Penetration and always strike at Initiative Step 0 (regardless of the wielder's Agility). A model using this weapon cannot simultaneously use a Shield against Melee Attacks

**Hand Weapon:** All models come equipped with a Hand Weapon as their default equipment. If a model has any Close Combat Weapon other than a Hand Weapon, it cannot choose to use the Hand Weapon (unless specifically stated). Hand Weapons wielded by models on foot can be used alongside a Shield, then giving Parry

**Harnessed:** Model parts with Harnessed cannot make Supporting Attacks and cannot use Weapons. Shooting Weapons carried by model parts with Harnessed can be used by other model parts of the same model (as long as they do not have Harnessed or Inanimate). A model with with at least one model part with Harnessed is considered to be mounted.

**Heavy Armour:** +2 Armor

**Impact Hits:** At Initiative Step 10, a charging model part with Impact Hits must choose an enemy unit that is in base contact with the attacking model's Front Facing. This unit suffers a number of hits equal to the value stated in brackets (X). These hits are resolved with the attacking model part's Strength and Armour Penetration. If a model has both Grind Attacks and Impact Hits, it may only use one of these rules in the same Round of Combat (its controlling player may choose which). In multipart models, only model parts that also have Harnessed or Inanimate can use their Impact Hits. When several models in the same unit have Impact Hits, and when X is a random number (e.g. Impact Hits (D6)), roll for the number of hits separately for each model part.

### Inanimate: Inanimate - Melee

Model parts with Inanimate cannot make Close Combat Attacks and cannot use Shooting Weapons. Shooting Weapons carried by model parts with Inanimate can be used by other model parts of the same model (as long as they do not have Harnessed or Inanimate).

**Lance:** Attacks made with a Lance and allocated toward models in the wielders' Front Facing gain Devastating Charge (+2 Strength, +2 Armour Penetration). Infantry cannot use Lances.

**Light Armour:** Armor +1

### Light Lance:

**Light Troops:** Units composed entirely of models with Light Troops are allowed to make any number of Reforms when performing Advance Moves or March Moves. They are allowed to shoot even if they Marched or Reformed. No model can end its movement with its centre further away than its March Rate from its starting position, around any obstructions (including the Unit Spacing rule). This means that when checking the distance travelled by a model, check the path the model would have taken if it was alone, with the exception that the unit as a whole cannot break the Unit Spacing rule while performing the move. If a model performed any action during the movement (such as a Sweeping Attack), the distance moved is counted from its starting position to the point on the Battlefield where it performed that action and then to its final position.

If more than half the models in a unit have Light Troops, the unit always counts as having 0 Full Ranks. Characters with Light Troops that are joined to units with one or more models without Light Troops, lose this rule for as long as they remain with the unit. An Infantry Character joined to an Infantry unit with both Light Troops and the same Size as the Character gains Light Troops for as long as it remains with the unit.

**Lightning Reflexes:** Close Combat

A Close Combat Attack with Lightning Reflexes gains a +1 to-hit modifier. Model parts with this Attack Attribute wielding Great Weapons do not gain this +1 to-hit modifier, but strike with the Great Weapon at the Initiative Step corresponding to their Agility instead of always striking at Initiative Step 0.

**Longbow:** Portée 30", tir 1, Force 3, PA 0, Tir précis, Tir rapide

**Martial Discipline:** If more than half of a unit's models have Martial Discipline, their Discipline Tests are subject to Minimised Roll except for Panic and Break Tests.

**Master of Spellcrafting:** The Wizard's spells have their Casting Value reduced by 1.

**Moonlight Arrows:** This Attack Attribute can only be used with Bows or Longbows without Weapon Enchantments. The attacks become **Flaming Attacks** and **Magical Attacks**, and have their Strength set to 4 and their Armour Penetration set to 1.

**Move or Fire:** The attack may not be used if the attacking model has made an Advance Move, March Move, Reform or Pivot during the current Player Turn.

**Multiple Wounds:** Attacks & Weapons, Melee

Unsaved wounds caused by the attacks are multiplied into the value given in brackets (X). If the value is a dice (e.g. Multiple Wounds (D3)), roll one dice for each unsaved wound with Multiple Wounds. The amount of wounds that the attack is multiplied into can never be higher than the Health Points Characteristic of the target (excluding Health Points lost previously in the battle). For example, if a Multiple Wounds (D6) attack wounds a unit of Trolls (HP 3) and rolls a '5' for the multiplier, the number of unsaved wounds is reduced to 3, even if the Troll unit has already lost one or two Health Points previously in battle.

If Clipped Wings is stated after the X value in brackets, any unsaved wound caused by the attack against a model with Fly is multiplied into X+1 instead of X.

**Scoring:** Units with at least one model with Scoring are considered to be Scoring Units, which are used for winning Secondary Objectives (see section XVI.2 "Scoring Secondary Objectives", page 67). Every army needs a few Scoring units to be able to complete Secondary Objectives, which is why units with Scoring are marked in the Army Books with a special pennant icon:

Scoring can be lost during the game:

- A unit that is Fleeing loses Scoring for as long as it is Fleeing.
- An Ambushing unit that enters the Battlefield on Game Turn 4 or later loses Scoring.
- A unit that has performed a Post-Combat Reform loses Scoring until the start of the following Player Turn.

**Shield:** +1 Armour Hand Weapons wielded by models on foot can be used alongside a Shield, then giving Parry.

**Spear:**

**Swiftstride:** When a unit composed entirely of models with Swiftstride rolls Charge Range, Flee Distance, Pursuit Distance or Overrun Distance, it rolls an additional D6 (normally this will lead to rolling 3D6) and discards the lowest D6 rolled.

**Sword Sworn:** The model part gains a +1 to-hit modifier when attacking with a Great Weapon.

**Valiant:** The model is immune to the effects of Fear. If more than half of a unit's models have Valiant, the unit automatically passes Panic Tests caused by Terror.

**Vanguard:** After Deployment (including units with Scout), models with Vanguard may perform a 12" move. The move is performed as an Advance Move in the Movement Phase, including any actions and restrictions the unit would normally have (such as Wheeling, Reforming, joining units, leaving units and so on). The 12" distance is used instead of the unit's Advance Rate and March Rate. This move cannot be used to move within 12" of enemy units. This is decreased to 6" for enemy units which have either Scouted or Vanguarded. Units that have moved in this way may not Declare Charges in the first Player Turn (if their side has the first turn). If both players have units with Vanguard, alternate moving units one at a time, starting with the player that finished deploying last. Instead of moving a unit, a player may declare to not move any more Vanguarding units.

**War Machine:** The model cannot Pursue, Declare Charges or Declare Flee as Charge Reaction. Characters can never join units with War Machines, and Characters with War Machine cannot join units at all.

When a War Machine fails a Panic Test, instead of Fleeing it is Shaken until the end of the next Player Turn. War Machines that fail a Break Test are automatically destroyed. War Machines and units Engaged in Combat with them cannot make Combat Reforms.

When a unit charges a War Machine, it can move into base contact by having its Front Facing contact any point of the War Machine's base (it must still maximise the number of models in base contact, see subsection II.1.A "Bases and Base Contact", page 4 and Figure 1 page 4). No Align Move is allowed. Ignore the War Machine's Facing, as it does not have any due to its round base.

**Wizard Adept:** - Knows 2 spells.

- Can select from the Learned Spells 1, 2, 3, and 4 of its chosen Path and the Hereditary Spell of its army.

The Wizard gains Channel (1) and selects its spells as described in Spell Selection.

## Qr codes of your army

You can print this page to have all your army's units qrcode and cut them to stick them on your units, with them you can directly access to the unit's profil with your phone.

Citizen Spears #2



Highborn Lancers #1



Elain Reavers #1



Elain Reavers #2



Citizen Archers #1



Sword Masters #1



Lion Chariot #1



Sea Guard Reaper #1



Queen's Guard #1



Commander #1



Mage #1



Mage #2

