



ORCS AND GOBLINS

NOWA ROZPA - 3 664 POINTS



0 pts (0.00 %) 1360 pts (37.00 %) 1244 pts (34.00 %) 535 pts (15.00 %) 525 pts (14.00 %)
Characters **Core** **Special** **Death from Above** **Big 'n Nasty**
 (40 Max) (25 Least) (0 NoLimit) (15 Max) (30 Max)

Core



FERAL ORCS #1

Feral Orcs x20 - Standard - Infantry - 25x25mm

240 POINTS



Global	Adv	Mar	Dis			Model Rules
	4"	8"	7			Scoring, Frenzy
Defensive	HP	Def	Res	Arm		
	1	2	4	0	Aegis (6+)	
Offensive	Att	Off	Str	Ap	Agi	
Feral Orc	1	3	3	0	2	Battle Focus, Born to Fight, Feral Orc

Options


Paired Weapons



FERAL ORCS #2

Feral Orcs x32 - Standard - Infantry - 25x25mm

440 POINTS



Global	Adv	Mar	Dis			Model Rules
	4"	8"	7			Scoring, Frenzy
Defensive	HP	Def	Res	Arm		
	1	2	4	0	Aegis (6+)	
Offensive	Att	Off	Str	Ap	Agi	
Feral Orc	1	3	3	0	2	Battle Focus, Born to Fight, Feral Orc

Options

Spear



FERAL ORCS #3

Feral Orcs x46 - Standard - Infantry - 25x25mm

680 POINTS



Global	Adv	Mar	Dis			Model Rules
	4"	8"	7			Scoring, Frenzy
Defensive	HP	Def	Res	Arm		
	1	2	4	0	Aegis (6+)	
Offensive	Att	Off	Str	Ap	Agi	
Feral Orc	1	3	3	0	2	Battle Focus, Born to Fight, Feral Orc

Options

Spear • Champion • Musician • Standard Bearer

Special



GNASHER WRECKING TEAM #1

Gnasher Wrecking Team - Large - Beast - 60mm round

135 POINTS



Global	Adv	Mar	Dis	Model Rules	
	3D6"	-"	3	Random Movement (3D6, 3D6), Fearless, Shambolic, Ricochet (2D6, 2D6), Look At 'Em Go!	
Defensive	HP	Def	Res	Arm	
	3	0	4	0	Hard Target (1, 1)
Offensive	Att	Off	Str	Ap	Agi
Wrecking Team	-	0	6	4	3



GNASHER WRECKING TEAM #2

Gnasher Wrecking Team - Large - Beast - 60mm round

135 POINTS



Global	Adv	Mar	Dis	Model Rules	
	3D6"	-"	3	Random Movement (3D6, 3D6), Fearless, Shambolic, Ricochet (2D6, 2D6), Look At 'Em Go!	
Defensive	HP	Def	Res	Arm	
	3	0	4	0	Hard Target (1, 1)
Offensive	Att	Off	Str	Ap	Agi
Wrecking Team	-	0	6	4	3



GNASHER HERD #1

Gnasher Herd x24 - Standard - Beast - 20x20mm

322 POINTS



Global	Adv	Mar	Dis	Model Rules	
	5"	10"	5	, Oi it Fearlessbites! , Insignificant	
Defensive	HP	Def	Res	Arm	
	1	4	3	0	
Offensive	Att	Off	Str	Ap	Agi
Gnasher	2	4	5	2	4 They're Everywhere!



GNASHER HERD #2

Gnasher Herd x24 - Standard - Beast - 20x20mm

322 POINTS



Global	Adv	Mar	Dis	Model Rules	
	5"	10"	5	, Oi it Fearlessbites! , Insignificant	
Defensive	HP	Def	Res	Arm	
	1	4	3	0	
Offensive	Att	Off	Str	Ap	Agi
Gnasher	2	4	5	2	4 They're Everywhere!



MOUNTED FERAL ORC 'EADBASHERS #1

Mounted Feral Orc 'Eadbashers x5 - Standard - Infantry - 25x50mm

165 POINTS



Global	Adv	Mar	Dis	Model Rules	
--------	-----	-----	-----	-------------	--

<i>Global</i>	<i>Adv</i>	<i>Mar</i>	<i>Dis</i>	<i>Model Rules</i>		
	7"	14"	8	Scoring, Fearless, Frenzy		
<i>Defensive</i>	<i>HP</i>	<i>Def</i>	<i>Res</i>	<i>Arm</i>		
	1	3	4	2	Aegis (6+)	
<i>Offensive</i>	<i>Att</i>	<i>Off</i>	<i>Str</i>	<i>Ap</i>	<i>Agi</i>	
'Eadbasher Rider	1	4	4	1	2	Battle Focus, Born to Fight, Feral Orc, Devastating Charge, Light Lance
War Boar	1	3	4	1	3	Harnessed, Devastating Charge

Options	Paired Weapons
---------	----------------



MOUNTED FERAL ORC 'EADBASHERS #2

Mounted Feral Orc 'Eadbashers x5 - Standard - Infantry - 25x50mm

165 POINTS



<i>Global</i>	<i>Adv</i>	<i>Mar</i>	<i>Dis</i>	<i>Model Rules</i>		
	7"	14"	8	Scoring, Fearless, Frenzy		
<i>Defensive</i>	<i>HP</i>	<i>Def</i>	<i>Res</i>	<i>Arm</i>		
	1	3	4	2	Aegis (6+)	
<i>Offensive</i>	<i>Att</i>	<i>Off</i>	<i>Str</i>	<i>Ap</i>	<i>Agi</i>	
'Eadbasher Rider	1	4	4	1	2	Battle Focus, Born to Fight, Feral Orc, Devastating Charge, Light Lance
War Boar	1	3	4	1	3	Harnessed, Devastating Charge

Options	Paired Weapons
---------	----------------

Death from Above



CATAPULTS GIT LAUNCHER #1

Greenhide Catapult - Standard - Construct - 75mm round

140 POINTS



<i>Global</i>	<i>Adv</i>	<i>Mar</i>	<i>Dis</i>	<i>Model Rules</i>		
	4"	4"	6	War Machine, Insignificant		
<i>Defensive</i>	<i>HP</i>	<i>Def</i>	<i>Res</i>	<i>Arm</i>		
	5	1	4	0	Light Armour	
<i>Offensive</i>	<i>Att</i>	<i>Off</i>	<i>Str</i>	<i>Ap</i>	<i>Agi</i>	
Goblin Crew	3	2	3	0	2	Move or Fire, Common Goblin, Git Launcher (4+, 4+)
Orc Overseer	1	3	3	0	2	Move or Fire



CATAPULTS GIT LAUNCHER #2


Greenhide Catapult - Standard - Construct - 75mm round

140 POINTS



<i>Global</i>	<i>Adv</i>	<i>Mar</i>	<i>Dis</i>	<i>Model Rules</i>	
	4"	4"	6	War Machine, Insignificant	
<i>Defensive</i>	<i>HP</i>	<i>Def</i>	<i>Res</i>	<i>Arm</i>	
	5	1	4	0	Light Armour
<i>Offensive</i>	<i>Att</i>	<i>Off</i>	<i>Str</i>	<i>Ap</i>	<i>Agi</i>


<i>Offensive</i>	<i>Att</i>	<i>Off</i>	<i>Str</i>	<i>Ap</i>	<i>Agi</i>			
Goblin Crew	3	2	3	0	2	Move or Fire	, Common Goblin	, Git Launcher (4+, 4+)
Orc Overseer	1	3	3	0	2	Move or Fire		



CATAPULTS SPLATTERER #1

Catapults Splatterer - Standard - Construct - 75mm round

165 POINTS




<i>Global</i>	<i>Adv</i>	<i>Mar</i>	<i>Dis</i>	<i>Model Rules</i>				
	4"	4"	6	War Machine, Insignificant				
<i>Defensive</i>	<i>HP</i>	<i>Def</i>	<i>Res</i>	<i>Arm</i>				
	5	1	4	0	Light Armour			
<i>Offensive</i>	<i>Att</i>	<i>Off</i>	<i>Str</i>	<i>Ap</i>	<i>Agi</i>			
Goblin Crew	3	2	3	0	2	Move or Fire	, Common Goblin	, Splatterer (4+, 4+)



SKEWERER #1


Skewerer - Standard - Construct - 60mm round

90 POINTS



<i>Global</i>	<i>Adv</i>	<i>Mar</i>	<i>Dis</i>	<i>Model Rules</i>				
	4"	4"	6	War Machine, Insignificant				
<i>Defensive</i>	<i>HP</i>	<i>Def</i>	<i>Res</i>	<i>Arm</i>				
	5	1	4	0	Light Armour			
<i>Offensive</i>	<i>Att</i>	<i>Off</i>	<i>Str</i>	<i>Ap</i>	<i>Agi</i>			
Goblin Crew	3	2	3	0	2	Move or Fire	, Common Goblin	, Ballista (4+, 4+)


Big 'n Nasty



GARGANTULA WEB LAUNCHER

Gargantula web launcher - Gigantic - Beast - 150x100mm

525 POINTS



<i>Global</i>	<i>Adv</i>	<i>Mar</i>	<i>Dis</i>	<i>Model Rules</i>				
	7"	14"	6	Strider, Fearless, Stubborn				
<i>Defensive</i>	<i>HP</i>	<i>Def</i>	<i>Res</i>	<i>Arm</i>				
	8	4	6	3				
<i>Offensive</i>	<i>Att</i>	<i>Off</i>	<i>Str</i>	<i>Ap</i>	<i>Agi</i>			
Goblins (8)	1	2	3	0	2	Forest Goblin	, Light Lance, Web Launcher (4+, 4+), Bow (4+, 4+)	
Gargantula	8	4	5	2	4	Harnessed, Poison Attacks, Venomous Fangs		

Magics

Racial Trait Spell

	<i>Casting</i>	<i>Range</i>	<i>Type</i>	<i>Duration</i>
	<i>Bring the Pain</i>			
Mf	8+	18"	Hex	Last one Turn

Model Rules

Aegis:

Ballista: Artillery Weapon.
Range 48", Shots 1, Str 3[6], AP 10, [Multiple Wounds (D3)], Area Attack (5x1).

Battle Focus: If the attack hits with a natural to-hit roll of '6', the attack causes two hits instead of one.

Born to Fight: Close Combat.
The model part's Close Combat Attacks gain +1 Strength and +1 Armour Penetration during a Round of Combat

- If it is the First Round of Combat.
- Or if the model part's unit is Steadfast at the start of the Round of Combat.

Bow:

Common Goblin: The model gains Insignificant.

Devastating Charge: Attacks & Weapons, Melee
A charging model part with Devastating Charge, or using a weapon with Devastating Charge, gains the Model Rules and Characteristic modifiers stated in brackets. For example, a charging model part with Devastating Charge (+1 Strength, Poison Attacks) gains +1 Strength and Poison Attacks when it is charging. This rule is cumulative: a model part with several instances of Devastating Charge applies all Attack Attributes and Characteristics modifiers from all of them when charging.

Fearless: If more than half of a unit's models are Fearless, the unit automatically passes Panic Tests and Decimated Tests and cannot declare a Flee Charge Reaction (unless already Fleeing). Models that are Fearless are also immune to the effects of Fear.

Feral Orc: The model part gains Born to Fight and Battle Focus. The model gains Frenzy, Fearless, and Aegis (6+).

Forest Goblin: The model gains Insignificant and Strider (Forest).

Frenzy: A unit with at least half its models with Frenzy cannot choose Flee as Charge Reaction, and when taking Discipline Tests, apply the following:

- If it is a Panic Test, Decimated Test or Fear Test: the unit gains +2 Discipline.
- If it is a Break Test, roll the test as normal.
- If it is anyother Discipline Test, the unit suffers -2Discipline.

At the start of the Charge Phase, each of your units with at least one model with Frenzy that could Declare a Charge against an enemy unit within the unit's Advance Rate +7" (using the lowest Advance Rate among the unit's models; if a model has more than 1 Advance Rate available, use the highest one) must take a Discipline Test, called a Frenzy Test. If the test is failed, the whole unit must Declare a Charge this Player Turn. Note that Characters are never forced to charge out of their units.

Git Launcher: Catapult Artillery Weapon.

Range 12-60", Shots 1, Str 5, AP 4.

This weapon follows the rules for Catapult Artillery Weapons with the following exceptions: if the weapon hits (including with a Partial Hit), instead of causing a hit with Area Attack, the unit suffers D3+1 hits with the weapon's profile. In case of a Partial Hit, neither the number of hits nor their Strength and Armour Penetration are reduced.

Hard Target:

Harnessed: Model parts with Harnessed cannot make Supporting Attacks and cannot use Weapons. Shooting Weapons carried by model parts with Harnessed can be used by other model parts of the same model (as long as they do not have Harnessed or Inanimate). A model with with at least one model part with Harnessed is considered to be mounted.

Insignificant:

Light Armour: Armor +1

Light Lance:

Look At 'Em Go!: Universal Rule.

After contacting a unit for the first time, a Gnasher Wrecking Team gains Running Amok!! for the remainder of the game.

Move or Fire: The attack may not be used if the attacking model has made an Advance Move, March Move, Reform or Pivot during the current Player Turn.

Oi it bites!: Units with model with Oi it bites! cannot be joined by Characters.

Poison Attacks: If the attack successfully hits with a natural to-hit roll of '6', it automatically wounds with no to-wound roll needed. Shooting Attacks using the Hopeless Shot can only automatically wound if the first to-hit roll is a natural '6'. Note that the second to-hit roll must still be successful in order to hit the target. If the attack can be turned into more than one hit (e.g. a hit with Area Attack, Battle Focus, or Penetrating), only a single hit, chosen by the attacker, automatically wounds. All other hits must roll to wound as normal.

Random Movement: The unit cannot Declare Charges and cannot move normally (Advance, March, Reform) in the Movement Phase (which also means they cannot perform Magical Moves). The model loses Swiftstride (and can never gain it), but always charges, Flees, Pursues and Overruns the distance stated in brackets. In the Movement Phase, at the end of step 2 of the the it with Random Movement moves using the rules for Pursuing units, except that they can freely choose which direction to rotate towards before rolling the Pursuit Distance, cannot move off the Board Edge and only take Dangerous Terrain Tests if they actually charge an enemy unit (they still test as normal when Fleeing, Pursuing a Broken enemy or Overrunning).

Whenever a unit with Random Movement needs a March Rate (e.g. when Post-Combat Reforming), use the potential maximum value of X as its March Rate. Characters with Random Movement can only join units with Random Movement (by moving into contact with them during the Movement Phase or by being deployed inside), and units with Random Movement can only be joined by Characters with Random Movement. Units with Random Movement cannot enter Buildings. If a unit has several sets of Random Movement, use the one with the lowest average (in case of a tie, you may choose which version to use). A model with Random Movement cannot move in the same phase as it arrives on the Battlefield as Reinforcement (Dawn Assault) or Ambusher.

Ricochet: Models with Ricochet cannot Charge enemy units and can move through all units (friend and foe) as if they were Open Terrain. If its move is ended in contact with another unit, or within 1" of a unit that it has moved through, its move distance is extended; keep moving the model in the same direction (still moving through other units) until it can be placed 1" away from all other units. If, after an extended move, the model would end up within 1" of Impassable Terrain or in contact with the Board Edge, immediately remove the model as a casualty. If there is no legal position where it follows the Unit Spacing rule when backtracking the model's move (based on the rules for Random Movement), immediately remove the model as a casualty.

If a unit's Unit Boundary is contacted by a Ricochet model's initial move (i.e. excluding an extension of the move distance needed to clear units), this unit suffers X hits, where X corresponds to the value given in brackets (after completing the move). For this purpose, all units Engaged in the same Combat are treated as a single unit. The owner of the model with Ricochet distributes the hits between all units Engaged in this Combat as evenly as possible (after this follow the normal rules for distributing hits to models within each unit).

Enemy units cannot Charge models with Ricochet. Units (friend and foe) ignore models with Ricochet regarding the Unit Spacing rule for all movement (including Ambush). In addition, they can move onto and through models with Ricochet. However, if a unit moves into contact with a Ricochet model, it immediately (before completing the move) suffers X+D6 hits, and the model with Ricochet is removed as a casualty. This is not triggered by moves that can move through units normally (e.g. Flying Movement), unless the move is ended in contact (note that units can move into contact with multiple Ricochet models simultaneously).

Hits are resolved with the Strength and Armour Penetration of the model with Ricochet.

a) The Ricochet model cannot be placed 1" behind unit B, because unit A is too close. The model is thus moved through both units following its original direction. Only unit B suffers the Ricochet hits as unit A is not within the initial Shambolic move.

b) After moving through units, the Ricochet model comes into contact with Impassable Terrain and is thus removed as a casualty. The Ricochet model moves through at least one unit Engaged in the Combat, inflicting 5 hits in total, which are distributed evenly amongst all units in the combat.

Scoring: Units with at least one model with Scoring are considered to be Scoring Units, which are used for winning Secondary Objectives (see section XVI.2 "Scoring Secondary Objectives", page 67). Every army needs a few Scoring units to be able to complete Secondary Objectives, which is why units with Scoring are marked in the Army Books with a special pennant icon:

Scoring can be lost during the game:

- A unit that is Fleeing loses Scoring for as long as it is Fleeing.
- An Ambushing unit that enters the Battlefield on Game Turn 4 or later loses Scoring.
- A unit that has performed a Post-Combat Reform loses Scoring until the start of the following Player Turn.

Shambolic: Units with Shambolic models cannot be joined by Characters. When rolling the distance of a Random Movement move with a Shambolic unit, if all the dice show the same result, the unit loses D3 Health Points (with no saves of any kind allowed), and then moves in a random direction instead of the chosen direction. When units with Shambolic touch the Board Edge, stop 1" away from Impassable Terrain, or come into contact with or move inside any Terrain Feature other than Open Terrain or Hills, all models in the unit must take a Dangerous Terrain (2) Test.

Splatterer: Catapult (4x4) Artillery Weapon.
Range 12-60", Shots 1, Str 3[7], AP 0[4], [Multiple Wounds (D3, Clipped Wings)].

Strider: The model automatically passes Dangerous Terrain Tests taken due to Terrain.
If more than half of a unit's models have Strider, the unit never loses their Steadfast or Rank Bonus due to Terrain.
Sometimes Strider is linked to a specific type of Terrain, stated in brackets.
In this case, models with Strider are considered Striders only when interacting with such type of Terrain.

Stubborn: A unit with at least one model with Stubborn ignores any Combat Score penalties to its Discipline when taking Break Tests or Combat Reform Discipline Tests.

They're Everywhere!: Special Attack.

When a Gnasher Herd Breaks from Combat, it is removed as a casualty at the end of step 7 of the Round of Combat Sequence (after taking Break Tests), and all units within 6" suffer 1 hit for every 5 Gnashers in the Gnasher Herd, rounding fractions down. Hits are resolved with Strength 5 and Armour Penetration 2.

Venomous Fangs: Melee.

Before rolling to hit, nominate one Close Combat Attack from a model part with Venomous Fangs. This attack gains Multiple Wounds (D3+1).
If the attack is turned into more than one hit (e.g. a hit with Battle Focus), only a single hit, chosen by the owner, gains the effect.

War Machine: The model cannot Pursue, Declare Charges or Declare Flee as Charge Reaction. Characters can never join units with War Machines, and Characters with War Machine cannot join units at all.

When a War Machine fails a Panic Test, instead of Fleeing it is Shaken until the end of the next Player Turn. War Machines that fail a Break Test are automatically destroyed. War Machines and units Engaged in Combat with them cannot make Combat Reforms.

When a unit charges a War Machine, it can move into base contact by having its Front Facing contact any point of the War Machine's base (it must still maximise the number of models in base contact, see subsection II.1.A "Bases and Base Contact", page 4 and Figure 1 page 4). No Align Move is allowed. Ignore the War Machine's Facing, as it does not have any due to its round base.

Web Launcher: Catapult (4) Artillery Weapon
Range 6-36", Shots 1, Str 3, AP 0.

All models in a unit that is hit by one or more Web Launchers are considered Stuck until the end of the next Player Turn. Stuck models suffer -D3* Agility. In addition, they treat Dangerous Terrain (1) as Dangerous Terrain (2), and all terrain (including Open Terrain) that normally would not be Dangerous Terrain for them as Dangerous Terrain (1).

*Roll a single D3 directly when hitting with the weapon and apply the result to all models in the unit.

Qr codes of your army

You can print this page to have all your army's units qrcode and cut them to stick them on your units, with them you can directly access to the unit's profil with your phone.

Feral Orcs #1



Feral Orcs #2



Feral Orcs #3



Gnasher Wrecking Team #1



Gnasher Wrecking Team #2



Gnasher Herd #1



Gnasher Herd #2



Mounted Feral Orc 'Eadbashers #1



Mounted Feral Orc 'Eadbashers #2



Catapults Git Launcher #1



Catapults Git Launcher #2



Catapults Splatterer #1



Skewerer #1



Gargantula web launcher

