




HIGHBORN ELVES

LIST HAUTES LIGNEES ELVES (v2021 BETA 2) #4 - 4 449 POINTS



1750 pts (39.00 %)	1126 pts (25.00 %)	658 pts (15.00 %)	590 pts (13.00 %)	540 pts (12.00 %)	906 pts (20.00 %)
Characters	Core	Special	The Ancient Allies	Naval Ordnance	Queen's Bows
(40 Max)	(25 Least)	(0 NoLimit)	(20 Max)	(15 Max)	(30 Max)


Characters



MAGE #1


Mage - Standard - Infantry - 20x20mm

225 POINTS



Global	Adv	Mar	Dis	Model Rules		
5"	10"	9	, Master of Wizard Adept, Martial Discipline Spellcrafting			
Defensive	HP	Def	Res	Arm		
	3	4	3	0		
Offensive	Att	Off	Str	Ap	Agi	
Mage	1	4	3	0	5	Lightning Reflexes, Hand Weapon


Options	Pyromancy
---------	-----------



HIGH PRINCE #1

High Prince - Large - Cavalry - 50x50mm

665 POINTS



Global	Adv	Mar	Dis	Model Rules		
5"	10"	10	Martial Discipline			
Defensive	HP	Def	Res	Arm		
	3	7	3	0	Light Armour	
Offensive	Att	Off	Str	Ap	Agi	
High Prince	4	7	4	1	8	Lightning Reflexes, Hand Weapon




MOUNT GRIFFON

Global	Adv	Mar	Dis	Model Rules		
6"	12"	C	, Fly (8", 16", 8"), Fear, Towering Presence (16") , Light Troops			
	8"	16"				
Defensive	HP	Def	Res	Arm		
	4	C	5	C		
Offensive	Att	Off	Str	Ap	Agi	
Griffon	4	5	5	3	5	Harnessed, Lightning Reflexes, Devastating Charge

Options	Shield • Dragonforged Armour (Daemon's Bane) • Lance (Nova Flare) • Griffon • No Honour
Magic items	Diadem of Protection • Daemon's Bane (Dragonforged Armour) • Nova Flare (Lance)



HIGH PRINCE #2

High Prince - Standard - Infantry - 20x20mm


605 POINTS



Global	Adv	Mar	Dis	Model Rules		
5"	10"	10	, Master of Wizard Adept, Martial Discipline Spellcrafting , Protean Magic			
Defensive	HP	Def	Res	Arm		

<i>Defensive</i>	<i>HP</i>	<i>Def</i>	<i>Res</i>	<i>Arm</i>		
	3	7	3	0	Light Armour	
<i>Offensive</i>	<i>Att</i>	<i>Off</i>	<i>Str</i>	<i>Ap</i>	<i>Agi</i>	
High Prince	4	7	4	1	8	Lightning Reflexes, Sword Sworn, Hand Weapon


Options	Spear (Sliver of the Blazing Dawn) • General • Master of Canreig Tower • Alchemy
Magic items	Obsidian Rock • Sliver of the Blazing Dawn (Spear)



COMMANDER #1

Commander - Standard - Infantry - 20x20mm


255 POINTS



<i>Global</i>	<i>Adv</i>	<i>Mar</i>	<i>Dis</i>	<i>Model Rules</i>		
	5"	10"	9	Martial Discipline		
<i>Defensive</i>	<i>HP</i>	<i>Def</i>	<i>Res</i>	<i>Arm</i>		
	3	6	3	0	Light Armour	
<i>Offensive</i>	<i>Att</i>	<i>Off</i>	<i>Str</i>	<i>Ap</i>	<i>Agi</i>	
Commander	3	6	4	1	7	Multiple Wounds, Lightning Reflexes, Hand Weapon

Options	Battle Standard Bearer • Longbow (1+) • Great Weapon • Queen's Companion
----------------	--


Core



HIGHBORN LANCERS #1

Highborn Lancers x5 - Standard - Cavalry - 25x50mm

220 POINTS



<i>Global</i>	<i>Adv</i>	<i>Mar</i>	<i>Dis</i>	<i>Model Rules</i>		
	9"	18"	8	Scoring, Martial Discipline		
<i>Defensive</i>	<i>HP</i>	<i>Def</i>	<i>Res</i>	<i>Arm</i>		
	1	4	3	2	Heavy Armour, Shield	
<i>Offensive</i>	<i>Att</i>	<i>Off</i>	<i>Str</i>	<i>Ap</i>	<i>Agi</i>	
Highborn Lancer	1	4	3	0	5	Lightning Reflexes, Lance
Elven Horse	1	3	3	0	4	Harnessed

Options	Musician
----------------	----------



ELEIN REAVERS #1

Elein Reavers x5 - Standard - Cavalry - 25x50mm

185 POINTS



<i>Global</i>	<i>Adv</i>	<i>Mar</i>	<i>Dis</i>	<i>Model Rules</i>		
	9"	18"	8	Feigned Flight, Vanguard, Light Troops, Martial Discipline		
<i>Defensive</i>	<i>HP</i>	<i>Def</i>	<i>Res</i>	<i>Arm</i>		
	1	4	3	1	Light Armour	
<i>Offensive</i>	<i>Att</i>	<i>Off</i>	<i>Str</i>	<i>Ap</i>	<i>Agi</i>	
Elein Reaver	1	4	3	0	5	Lightning Reflexes, Light Lance
Elven Horse	1	3	3	0	4	Harnessed

Options	Bow (3+)
----------------	----------



SEA GUARD #1

Sea Guard x29 - Standard - Infantry - 20x20mm

721 POINTS



Global	Adv	Mar	Dis	Model Rules		
	5"	10"	8	Scoring, Martial Discipline		
Defensive	HP	Def	Res	Arm		
	1	5	3	0	Light Armour, Shield	
Offensive	Att	Off	Str	Ap	Agi	
Sea Guard	1	4	3	0	5	Lightning Reflexes, Steady Aim, Volley, Cover, Spear, Bow (3+, 3+)

Options	Champion • Musician • Standard Bearer
Magic banners	Banner of Becalming (Banner Enchantment)

Special



LION GUARD #1

Lion Guard x24 - Standard - Infantry - 20x20mm

658 POINTS



Global	Adv	Mar	Dis	Model Rules		
	5"	10"	8	Strider, Scoring, Martial Discipline, Valiant, Bodyguard		
Defensive	HP	Def	Res	Arm		
	1	5	3	0	Heavy Armour, Lion's Fur	
Offensive	Att	Off	Str	Ap	Agi	
Lion Guard	1	5	4	1	5	Multiple Wounds (2, against Large and Beast, Large and Cavalry, Gigantic), Lightning Reflexes, Great Weapon

Options	Champion • Musician • Standard Bearer
Magic banners	Flaming Standard (Banner Enchantment)

Naval Ordnance



SEA GUARD REAPER #1

Sea Guard Reaper - Standard - Construct - 60mm round

180 POINTS



Global	Adv	Mar	Dis	Model Rules		
	5"	5"	8	War Machine, Martial Discipline		
Defensive	HP	Def	Res	Arm		
	4	1	4	0	Light Armour	
Offensive	Att	Off	Str	Ap	Agi	
Crew	2	4	3	0	5	Move or Fire, Lightning Reflexes, Elven Bolt Thrower (3+, 3+)



SEA GUARD REAPER #2

Sea Guard Reaper - Standard - Construct - 60mm round

180 POINTS



Global	Adv	Mar	Dis	Model Rules	
	5"	5"	8	War Machine, Martial Discipline	

<i>Defensive</i>	<i>HP</i>	<i>Def</i>	<i>Res</i>	<i>Arm</i>	
	4	1	4	0	Light Armour
<i>Offensive</i>	<i>Att</i>	<i>Off</i>	<i>Str</i>	<i>Ap</i>	<i>Agi</i>
Crew	2	4	3	0	5
					Move or Fire, Lightning Reflexes, Elven Bolt Thrower (3+, 3+)



SEA GUARD REAPER #3

Sea Guard Reaper - Standard - Construct - 60mm round

180 POINTS



<i>Global</i>	<i>Adv</i>	<i>Mar</i>	<i>Dis</i>	<i>Model Rules</i>
	5"	5"	8	War Machine, Martial Discipline

<i>Defensive</i>	<i>HP</i>	<i>Def</i>	<i>Res</i>	<i>Arm</i>	
	4	1	4	0	Light Armour

<i>Offensive</i>	<i>Att</i>	<i>Off</i>	<i>Str</i>	<i>Ap</i>	<i>Agi</i>
Crew	2	4	3	0	5
					Move or Fire, Lightning Reflexes, Elven Bolt Thrower (3+, 3+)

The Ancient Allies



PHOENIX #1

Phoenix - Gigantic - Beast - 50x100mm

375 POINTS



<i>Global</i>	<i>Adv</i>	<i>Mar</i>	<i>Dis</i>	<i>Model Rules</i>
	2"	4"	8	Fly (9", 18", 9"), Light Troops, Light Troops, Fearless, Supernal 18", Rebirth (5+)

<i>Defensive</i>	<i>HP</i>	<i>Def</i>	<i>Res</i>	<i>Arm</i>	
	5	5	5	3	Aegis (5+)


<i>Offensive</i>	<i>Att</i>	<i>Off</i>	<i>Str</i>	<i>Ap</i>	<i>Agi</i>
Phoenix	4	5	5	2	4
					Flaming Attacks, Frost, Grind Attacks

Options	Fire Phoenix
----------------	--------------

Magics

Racial Trait Spell

	Casting	Range	Type	Duration
Favour of Meladys				
<i>Mf</i>	10+	Caster		Last one Turn
<p>Immediately after successfully casting the spell, add one Veil Token to your Veil Token pool.</p> <p>When a friendly unit within 18" of the Caster suffers a wound before Special Saves, you may discard a Veil Token from your Veil Token pool instead and the wound is ignored. An attack with Multiple Wounds will inflict one wound less than usual instead. For Standard Infantry, up to 2 wounds are ignored per token provided they are suffered simultaneously. A maximum of two Veil Tokens may be discarded each phase for this purpose. Characters and Gigantic models can only ignore a single wound this way per phase.</p>				



	<i>Casting</i>	<i>Range</i>	<i>Type</i>	<i>Duration</i>	<i>Effect</i>
--	----------------	--------------	-------------	-----------------	---------------

		<i>Casting</i>	<i>Range</i>	<i>Type</i>	<i>Duration</i>	<i>Effect</i>
1	Quicksilver Lash	7+	24"	Hex, Missile, Damage	Instant	The target suffers D3+1 hits with Flaming Attacks, Magical Attacks, and Armour Penetration 10. These hits always wound on a roll equal to or greater than "7 minus the target's Armour". An unmodified '6' always wounds and an unmodified '1' always fails to wound.
2	Word of Iron	5+ [9+]	24"	Augment	Last one Turn	The target gains +1 [+2] to its Armour.
6	Molter Copper	7+	24"	Hex, Missile, Damage	Instant	The target suffers D3+3 hits with Strength X, Armour Penetration 4, Flaming Attacks, and Magical Attacks, where X is equal to the target's Armour.
A	Alchemical Fire		18"	Hex	Last one Turn	The target gains Flammable against Melee Attacks.
5	Corruption of Tin	8+	36"	Hex	Permanent	The target suffers -1 Armour.
4	Silver Spike	(6+){9+} (18"){36"}		Hex, Missile, Damage	Instant	The target suffers 1 hit with Strength 4 [6], Armour Penetration 10, Magical Attacks, [Multiple Wounds (D3)], and Area Attack (1×5).
3	Glory of Gold	8+	18"	Augment	Last one Turn	The target gains +1 Armour Penetration, Flaming Attacks and Magical Attacks.



Pyromancy

		<i>Casting</i>	<i>Range</i>	<i>Type</i>	<i>Duration</i>	<i>Effect</i>
6	Enveloping Embers	10+	24"	Hex, Damage, Direct	Instant	Each model in the target unit suffers 1 hit with Strength 3, Armour Penetration 0, Flaming Attacks, and Magical Attacks.
2	Cascading Fire	5+ [8+]	24" [12"]	Hex	Last one Turn	The target suffers D6 [2D6] hits with Strength 4, Armour Penetration 0, Flaming Attacks, and Magical Attacks.
3	Flaming Swords	8+ [11+]	18" [6"Aura]	Augment	Last one Turn	The target gains Flaming Attacks and Magical Attacks. In addition, the target's Melee and Shooting Attacks gain a +1 to-wound modifier.
1	Fireball	4+	36"	Hex, Missile, Damage	Instant	The target suffers D6 hits with Strength 4, Armour Penetration 0, Flaming Attacks and Magical Attacks.
A	Blaze		18"	Hex, Missile, Damage	Instant	The target suffers 1 hit with Strength 6, Armour Penetration 2, Flaming Attacks, and Magical Attacks.
5	Scorching Salvo	8+	24"Aura	Hex, Damage	Instant	The target suffers D3+1 hits with Strength 4, Armour Penetration 0, Flaming Attacks, and Magical Attacks.
4	Pyroclastic Flow	7+ [10+]	24" [12"]	Hex, Missile, Damage	Instant	The target suffers 2D6 [3D6] hits with Strength 4, Armour Penetration 0, Flaming Attacks and Magical Attacks.

Magic items

Daemon's Bane: The wearer gains +2 Armour against Magical Attacks.

Diadem of Protection: The bearer gains Aegis (+2, max 4+)

Nova Flare: Attacks made with this weapon gain **Devastating Charge (+1 Att)** and **Lethal Strike**, and become **Divine Attacks** and **Magical Attacks**. One use only. May be activated at the start of any Round of Combat. The wielder counts as Charging for the purpose of Devastating Charge.

Obsidian Rock: The bearer gains Magic Resistance (2).

Sliver of the Blazing Dawn: Attacks made with this weapon gain +1 Strength, +2 Armour Penetration, and become **Magical Attacks**. Each successful to-hit roll with this weapon causes two hits instead of one.

Magic banners

Banner of Becalming: In the opponent's Magic Phase, during Siphon the Veil before converting Veil Tokens into Magic Dice, remove one Veil Token from the opponent's Veil Token pool and add one Veil Token to your Veil Token pool.

Flaming Standard: One use only. May be activated at the start of a Round of Combat or before shooting with the bearer's unit. The bearer's unit gains Flaming Attacks. If activated when Engaged in Combat, the effect lasts until the bearer's unit is no longer Engaged in Combat. If activated before shooting with the bearer's unit, the effect lasts until the end of the phase.

Model Rules

Aegis:

Bodyguard: When a Character is joined to a unit in which at least one model has Bodyguard, that Character gains Stubborn. When Characters or Character types are stated in brackets, Bodyguard only works for the specified Characters or Character types.

Bow:

Cover Volley: Attack Attribute - Shooting.

When an enemy unit declares a Charge against another unit containing one or more models with Martial Discipline in the Charge Phase, a single friendly unit containing one or more models with Cover Volley may immediately perform a Stand and Shoot Charge Reaction with the following conditions and restrictions:

- The distance between the Charger and the Charged unit must be greater than the Charger's Advance Rate (using the lowest value among the Charging models if there is more than one).
- The unit with Cover Volley is within 12" of the Charged unit.
- Only model parts with Cover Volley may shoot, and they may only shoot once per Charge Phase.

- The unit must use Stand and Shoot before the Charged unit declares its Charge Reaction. If the Charge is no longer possible after the unit's Stand and Shoot (e.g. due to the Charging unit being destroyed or failing a Panic Test), the Charged unit does not declare any Charge Reaction.
- The Stand and Shoot Charge Reaction is performed as if the enemy had declared the Charge against the unit with Cover Volley in their current position (apply the normal rules for the Stand and Shoot Charge Reaction, i.e. the Charging unit must be Located in the Front Arc of the unit with Cover Volley, the unit with Cover Volley cannot be Shaken or Fleeing, etc.).

Elven Bolt Thrower: Artillery Weapon.

This Shooting Weapon can be fired in two ways:

- Range 48", Shots 1, Str 3 [6], AP 10, Area Attack (5x1), [Multiple Wounds (D3)].
- Range 48", Shots 6, Str 4, AP 2.

Fearless: If more than half of a unit's models are Fearless, the unit automatically passes Panic Tests and Decimated Tests and cannot declare a Flee Charge Reaction (unless already Fleeing). Models that are Fearless are also immune to the effects of Fear.

Feigned Flight: A unit consisting solely of models with Feigned Flight that voluntarily chooses to Flee as a Charge Reaction, and subsequently passes a Rally Test in its next Player Turn, doesn't become Shaken. Furthermore, the Reform that is made after Rallying in this case doesn't prevent the unit from moving nor from shooting (but it still counts as having moved for shooting purposes). This rule cannot be applied if a unit fails to rally on the next friendly Player Turn or involuntarily Flees, such as a result of a failed Panic Test or if it was already Fleeing when being charged.

Flaming Attacks: The attack doesn't have any special effect. However, it interacts with other rules, such as Flammable and Regeneration.

Fly: The model gains Light Troops and Swiftstride. Units composed entirely of models with Fly may make Flying Movements when performing a Move Chargers move, an Advance Move, or a March Move. When a unit makes a Flying Movement, substitute its models' Advance Rate with the first value given in brackets (X), and their March Rate with the second value given in brackets (Y). All modifiers to ground movement values are also applied to the flying values of a model. Units using Flying Movement ignore all Terrain Features and units during the Flying Movement (from their starting to their ending position), but must abide by the Unit Spacing rule at the end of the move (unless charging, when the normal exceptions to the Unit Spacing rule apply). They are still affected by the effects of the Terrain Features from which they take off and in which they land.

Frost: The model gains Aegis (5+), Fearless, and Supernal. Enemy units in base contact with one or more Frost Phoenixes suffer -2 Agility, -2 Offensive Skill, and -2 Defensive Skill.

Great Weapon: Attacks made with a Great Weapon gain +2 Strength, +2 Armour Penetration and always strike at Initiative Step 0 (regardless of the wielder's Agility). A model using this weapon cannot simultaneously use a Shield against Melee Attacks

Grind Attacks: A model part with Grind Attacks resolves these attacks at its own Agility. It must choose an enemy unit in base contact with it. The chosen enemy unit suffers a number of hits equal to the value stated in brackets (X). These hits are resolved with the model part's own Strength and Armour Penetration.

If a model has both Grind Attacks and Impact Hits

, it may only use one of these rules in the same Round of Combat

(its controlling player may choose which). When several model parts in the same unit have Grind Attacks and when X is a random number (e.g. Grind Attacks (2D3)), roll for the number of hits separately for each model part.

Hand Weapon: All models come equipped with a Hand Weapon as their default equipment. If a model has any Close Combat Weapon other than a Hand Weapon, it cannot choose to use the Hand Weapon (unless specifically stated). Hand Weapons wielded by models on foot can be used alongside a Shield, then giving Parry

Harnessed: Model parts with Harnessed cannot make Supporting Attacks and cannot use Weapons. Shooting Weapons carried by model parts with Harnessed can be used by other model parts of the same model (as long as they do not have Harnessed or Inanimate). A model with with at least one model part with Harnessed is considered to be mounted.

Heavy Armour: +2 Armor

Lance: Attacks made with a Lance and allocated toward models in the wielders' Front Facing gain Devastating Charge (+2 Strength, +2 Armour Penetration). Infantry cannot use Lances.

Light Armour: Armor +1

Light Lance:

Light Troops: Units composed entirely of models with Light Troops are allowed to make any number of Reforms when performing Advance Moves or March Moves. They are allowed to shoot even if they Marched or Reformed. No model can end its movement with its centre further away than its March Rate from its starting position, around any obstructions (including the Unit Spacing rule). This means that when checking the distance travelled by a model, check the path the model would have taken if it was alone, with the exception that the unit as a whole cannot break the Unit Spacing rule while performing the move. If a model performed any action during the movement (such as a Sweeping Attack), the distance moved is counted from its starting position to the point on the Battlefield where it performed that action and then to its final position.

If more than half the models in a unit have Light Troops, the unit always counts as having 0 Full Ranks. Characters with Light Troops that are joined to units with one or more models without Light Troops, lose this rule for as long as they remain with the unit. An Infantry Character joined to an Infantry unit with both Light Troops and the same Size as the Character gains Light Troops for as long as it remains with the unit.

Lightning Reflexes:

Lion's Fur: If on foot, the wearer gains +1 Armour which is improved to +2 Armour against Shooting Attacks. Lion's Fur cannot be taken by a model with Dragonforged Armour.

Martial Discipline: If more than half of a unit's models have Martial Discipline, their Discipline Tests are subject to Minimised Roll except for Panic and Break Tests.

Master of Spellcrafting: The Wizard's spells have their Casting Value reduced by 1. When performing a Casting Attempt with a single Magic Dice, a natural roll of '1' or '2' is always a failed Casting Attempt, regardless of any modifiers.

Move or Fire: The attack may not be used if the attacking model has made an Advance Move, March Move, Reform or Pivot during the current Player Turn.

Multiple Wounds: Attacks & Weapons, Melee

Unsaved wounds caused by the attacks are multiplied into the value given in brackets (X). If the value is a dice (e.g. Multiple Wounds (D3)), roll one dice for each unsaved wound with Multiple Wounds. The amount of wounds that the attack is multiplied into can never be higher than the Health Points Characteristic of the target (excluding Health Points lost previously in the battle). For example, if a Multiple Wounds (D6) attack wounds a unit of Trolls (HP 3) and rolls a '5' for the multiplier, the

number of unsaved wounds is reduced to 3, even if the Troll unit has already lost one or two Health Points previously in battle.
If Clipped Wings is stated after the X value in brackets, any unsaved wound caused by the attack against a model with Fly is multiplied into X+1 instead of X.

Protean Magic: During Spell Selection, the Wizard must select its spells between the Learned Spell 1 of the Paths it has access to and the Hereditary Spell of its army. This rule overrides the Spell Selection rules connected to being Wizard Apprentice, Adept or Master.

Rebirth: Universal Rule.

The first time a Phoenix loses its last Health Point, the owner must roll a D6. The roll is successful on a roll of 5+ (or 3+ if the model has Warden's Bond):

- Remove the model as a casualty as usual, but place a marker on the centre of the model's final position.
- In the next Player Turn, at the start of step 3 of the Movement Phase Sequence (after Rallying Fleeing units), the Phoenix model is placed back on the Battlefield. The centre of the model must be placed within 3" of the marker and the model must be placed more than 1" away from other units and Impassable Terrain, facing any direction.
- If the model cannot be placed following these rules, it cannot return for the rest of the game.
- The returned model is the same model that left the game, including any and all ongoing effects (such as spells affecting the model), with the exception that it always returns with only 1 Health Point left and counts as Rallied in case it was Fleeing when it lost its last Health Point (and thus is Shaken until the end of the Player Turn).
- The model does not grant Victory Point for being Destroyed if it still has Health Points left at the end of the game.

If the roll fails, follow the normal rules (i.e the model is removed as a casualty)

Scoring: Units with at least one model with Scoring are considered to be Scoring Units, which are used for winning Secondary Objectives (see section XVI.2 "Scoring Secondary Objectives", page 67). Every army needs a few Scoring units to be able to complete Secondary Objectives, which is why units with Scoring are marked in the Army Books with a special pennant icon:

Scoring can be lost during the game:

- A unit that is Fleeing loses Scoring for as long as it is Fleeing.
- An Ambushing unit that enters the Battlefield on Game Turn 4 or later loses Scoring.
- A unit that has performed a Post-Combat Reform loses Scoring until the start of the following Player Turn.

Shield: +1 Armour Hand Weapons wielded by models on foot can be used alongside a Shield, then giving Parry.

Spear:

Steady Aim: Attack Attribute - Shooting.

The model can shoot from the third rank (in addition to the 1st and 2nd) and it does not suffer to-hit penalties for Stand and Shoot Charge Reactions.

Strider: The model automatically passes Dangerous Terrain Tests taken due to Terrain.

If more than half of a unit's models have Strider, the unit never loses their Steadfast or Rank Bonus due to Terrain.

Sometimes Strider is linked to a specific type of Terrain, stated in brackets.

In this case, models with Strider are considered Striders only when interacting with such type of Terrain.

Supernal:

Sword Sworn: Attack Attribute - Close Combat.

The model part gains a +1 to-hit modifier when attacking with a Great Weapon.

Valiant: The model is immune to the effects of Fear. If more than half of a unit's models have Valiant, the unit automatically passes Panic Tests caused by Terror.

Vanguard: After Deployment (including units with Scout), models with Vanguard may perform a 12" move. The move is performed as an Advance Move in the Movement Phase, including any actions and restrictions the unit would normally have (such as Wheeling, Reforming, joining units, leaving units and so on). The 12" distance is used instead of the unit's Advance Rate and March Rate. This move cannot be used to move within 12" of enemy units. This is decreased to 6" for enemy units which have either Scouted or Vanguarded. Units that have moved in this way may not Declare Charges in the first Player Turn (if their side has the first turn). If both players have units with Vanguard, alternate moving units one at a time, starting with the player that finished deploying last. Instead of moving a unit, a player may declare to not move any more Vanguarding units.

War Machine: The model cannot Pursue, Declare Charges or Declare Flee as Charge Reaction. Characters can never join units with War Machines, and Characters with War Machine cannot join units at all.

When a War Machine fails a Panic Test, instead of Fleeing it is Shaken until the end of the next Player Turn. War Machines that fail a Break Test are automatically destroyed. War Machines and units Engaged in Combat with them cannot make Combat Reforms.

When a unit charges a War Machine, it can move into base contact by having its Front Facing contact any point of the War Machine's base (it must still maximise the number of models in base contact, see subsection II.1.A "Bases and Base Contact", page 4 and Figure 1 page 4). No Align Move is allowed. Ignore the War Machine's Facing, as it does not have any due to its round base.

Wizard Adept: - Knows 2 spells.

- Can select from the Learned Spells 1, 2, 3, and 4 of its chosen Path and the Hereditary Spell of its army.

The Wizard gains Channel (1) and selects its spells as described in Spell Selection.

Qr codes of your army

You can print this page to have all your army's units qrcode and cut them to stick them on your units, with them you can directly access to the unit's profil with your phone.

Mage #1



High Prince #1



High Prince #2



Commander #1



Highborn Lancers #1



Elein Reavers #1



Sea Guard #1



Lion Guard #1



Phoenix #1



Sea Guard Reaper #1



Sea Guard Reaper #2



Sea Guard Reaper #3

