




EMPIRE OF SONNSTAHL

WARBAND - 1 665 POINTS



530 pts (27.00 %) 595 pts (30.00 %) 350 pts (18.00 %) 0 pts (0.00 %) 590 pts (30.00 %) 0 pts (0.00 %)
Characters **Core** **Special** **Imperial Armoury** **Imperial Auxiliaries** **Sunna's Fury**
 (40 Max) (25 Least) (0 NoLimit) (20 Max) (35 Max) (30 Max)


Characters



MARSHAL #2


Marshal - Standard - Infantry - 20x20mm

205 POINTS



Global	Adv	Mar	Dis	Model Rules	
	4"	8"	9	Orders	
Defensive	HP	Def	Res	Arm	
	3	5	4	0	Plate Armour
Offensive	Att	Off	Str	Ap	Agi
Marshal	3	5	4	1	5


Options	Shield • Battle Standard Bearer
Magic items	Blacksteel (Plate Armour)



MARSHAL #1

Marshal - Standard - Infantry - 20x20mm


325 POINTS



Global	Adv	Mar	Dis	Model Rules	
	4"	8"	9	Orders	
Defensive	HP	Def	Res	Arm	
	3	5	4	0	Plate Armour
Offensive	Att	Off	Str	Ap	Agi
Marshal	3	5	4	1	5

Options	Shield • Pistol (2+) • General
Magic items	Death Warrant (Hand Weapon) • Imperial Seal (Plate Armour)


Core



HEAVY INFANTRY SUPPORT UNIT #1

Heavy Infantry support unit x20 - Standard - Infantry - 20x20mm

195 POINTS



Global	Adv	Mar	Dis	Model Rules	
	4"	8"	7	Scoring, Support Unit	
Defensive	HP	Def	Res	Arm	
	1	3	3	0	Light Armour , Shield
Offensive	Att	Off	Str	Ap	Agi
Infantry support unit	1	3	3	0	3

Options	Halberd • Champion • Musician • Standard Bearer
----------------	---



LIGHT INFANTRY #1

Light Infantry x15 - Standard - Infantry - 20x20mm

200 POINTS



Global	Adv	Mar	Dis	Model Rules	
	4"	8"	7	Scoring, Support Unit	
Defensive	HP	Def	Res	Arm	
	1	3	3	0	
Offensive	Att	Off	Str	Ap	Agi
Light Infantry	1	3	3	0	3

Options	Handgun (4+)
---------	--------------



LIGHT INFANTRY #2

Light Infantry x15 - Standard - Infantry - 20x20mm

200 POINTS



Global	Adv	Mar	Dis	Model Rules	
	4"	8"	7	Scoring, Support Unit	
Defensive	HP	Def	Res	Arm	
	1	3	3	0	
Offensive	Att	Off	Str	Ap	Agi
Light Infantry	1	3	3	0	3

Special



IMPERIAL GUARD #1

Imperial Guard x20 - Standard - Infantry - 20x20mm

350 POINTS



Global	Adv	Mar	Dis	Model Rules	
	4"	8"	8	Scoring, Parent Unit, Bodyguard	
Defensive	HP	Def	Res	Arm	
	1	4	3	0	
Offensive	Att	Off	Str	Ap	Agi
Imperial Guard	1	4	4	1	3

Options	Champion • Musician • Standard Bearer • Great Weapon
---------	--

Imperial Auxiliaries



REITERS #1

Reiters x5 - Standard - Cavalry - 25x50mm

190 POINTS



Global	Adv	Mar	Dis	Model Rules	
	8"	16"	7	Feigned Flight, Vanguard, Light Troops	
Defensive	HP	Def	Res	Arm	
	1	3	3	1	
Offensive	Att	Off	Str	Ap	Agi
Reiter	1	3	3	0	3
Horse	1	3	3	0	3

Options	Brace of Pistols (4+) • Musician
---------	----------------------------------

Magics

Racial Trait Spell

During Spell Selection, if a Wizard from Empire of Sonnstahl either selects the Hereditary Spell or gains it by any other means, it must instead choose a single Path from the ones available to it other than its own chosen Path.
The Wizard gains the Learned Spell #1 from that Path.

	<i>Costing</i>	<i>Range</i>	<i>Type</i>	<i>Duration</i>
<i>Liberal Magics</i>				
<i>Mf</i>	-			Remains in play

Magic items

Blacksteel: The wearer gains +1 Armour and **Fear**. If taken by a model on foot, the wearer gains an additional +1 Armour.

Death Warrant: Attacks made with this weapon gain **Battle Focus** and become **Magical Attacks**. If a hit is scored with it against an enemy unit, friendly models with Parent Unit or Support Unit gain **Battle Focus** with attacks allocated towards the same enemy unit in the same phase in subsequent Initiative Steps.

Imperial Seal: The wearer gains +3 Armour and +1 Discipline. The wearer's unit cannot voluntarily declare Flee as a Charge Reaction.

Model Rules

Bodyguard: When a Character is joined to a unit in which at least one model has Bodyguard, that Character gains Stubborn. When Characters or Character types are stated in brackets, Bodyguard only works for the specified Characters or Character types.

Feigned Flight: A unit consisting solely of models with Feigned Flight that voluntarily chooses to Flee as a Charge Reaction, and subsequently passes a Rally Test in its next Player Turn, doesn't become Shaken. Furthermore, the Reform that is made after Rallying in this case doesn't prevent the unit from moving nor from shooting (but it still counts as having moved for shooting purposes). This rule cannot be applied if a unit fails to rally on the next friendly Player Turn or involuntarily Flees, such as a result of a failed Panic Test or if it was already Fleeing when being charged.

Fire on Impact!: Attack Attribute - Close Combat.

A charging model part with Fire on Impact! using a Pistol, a Brace of Pistols, or a Repeater Pistol always strikes at Initiative Step 10, and has the Strength of its Close Combat Attacks set to 4 and their Armour Penetration set to 2 (regardless of the user's Agility, Strength, and Armour Penetration).

Hand Weapon: All models come equipped with a Hand Weapon as their default equipment. If a model has any Close Combat Weapon other than a Hand Weapon, it cannot choose to use the Hand Weapon (unless specifically stated). Hand Weapons wielded by models on foot can be used alongside a Shield, then giving Parry

Harnessed: Model parts with Harnessed cannot make Supporting Attacks and cannot use Weapons. Shooting Weapons carried by model parts with Harnessed can be used by other model parts of the same model (as long as they do not have Harnessed or Inanimate). A model with at least one model part with Harnessed is considered to be mounted.

Light Armour: Armor +1

Light Troops: Units composed entirely of models with Light Troops are allowed to make any number of Reforms when performing Advance Moves or March Moves. They are allowed to shoot even if they Marched or Reformed. No model can end its movement with its centre further away than its March Rate from its starting position, around any obstructions (including the Unit Spacing rule). This means that when checking the distance travelled by a model, check the path the model would have taken if it was alone, with the exception that the unit as a whole cannot break the Unit Spacing rule while performing the move. If a model performed any action during the movement (such as a Sweeping Attack), the distance moved is counted from its starting position to the point on the Battlefield where it performed that action and then to its final position.

If more than half the models in a unit have Light Troops, the unit always counts as having 0 Full Ranks. Characters with Light Troops that are joined to units with one or more models without Light Troops, lose this rule for as long as they remain with the unit. An Infantry Character joined to an Infantry unit with both Light Troops and the same Size as the Character gains Light Troops for as long as it remains with the unit.

Orders: A Character with Orders may give a single order to a Parent or Support Unit within 8". A General with Orders may instead give a single order to a friendly Parent or Support Unit within the range of its Commanding Presence.

Orders are given at the start of each friendly Player Turn, and their effects last until the end of the next Player Turn. A unit cannot receive the same Order more than once during the same Player turn. Only models of Standard Size are affected.

The available orders are listed below:

- On the Double: The target gains +1 Advance Rate and +4 March Rate.

- Steady Men: The target must roll an additional D6 when taking Discipline Tests and discard the highest D6 rolled. A unit that receives this Order and passes a Rally Test doesn't become Shaken, and the Reform that is made after Rallying doesn't prevent the unit from moving and/or shooting (but it still counts as having moved for shooting purposes).

- Ready Aim Fire: The target gains Accurate.

- Brace for impact: The target gains Fight in Extra Rank

Parent Unit: A unit is considered a Parent Unit if at least half of its models have this Universal Rule. Parent Units treat all Support Units as Insignificant.

Immediately after a Parent Unit passes a Charge Range roll against a non-fleeing enemy unit in the Charge Phase, before performing the Charge Move, any Support Units within 6" of the Parent Unit may perform a support charge. To do so, the Support Unit Declares a Charge against the same enemy unit. Apply all of the usual rules for charging for this out-of-sequence charge (such as Line of Sight, Front Arc, must roll for Charge Range, max one Wheel, etc.), with the exception that the enemy cannot choose a Charge Reaction other than Hold. For the purpose of Charge Moves, treat this as any other case of Combined Charges. When calculating Combat Scores in the following Melee Phase, combine the Rank Bonus of both the Parent Unit and up to one Support Unit that performed a successful support charge (following all normal restrictions), up to a maximum of +6.

Plate Armour: +3 Armor

Scoring: Units with at least one model with Scoring are considered to be Scoring Units, which are used for winning Secondary Objectives (see section XVI.2 "Scoring Secondary Objectives", page 67). Every army needs a few Scoring units to be able to complete Secondary Objectives, which is why units with Scoring are marked in the Army Books with a special pennant icon:

Scoring can be lost during the game:

- A unit that is Fleeing loses Scoring for as long as it is Fleeing.

- An Ambushing unit that enters the Battlefield on Game Turn 4 or later loses Scoring.
- A unit that has performed a Post-Combat Reform loses Scoring until the start of the following Player Turn.

Shield: +1 Armour Hand Weapons wielded by models on foot can be used alongside a Shield, then giving Parry.

Support Unit: A unit is considered a Support Unit if at least half of its models have this Universal Rule. Support Units are treated as Insignificant by Parent Units.

Support Units within 6" of at least one Parent Unit gain Fight in Extra Rank and may use Shooting Attacks from the third rank (in addition to the first and second). If the Support Unit has at least one Full Rank, it counts as having the same number of Full Ranks as a Parent Unit within 6" for the purpose of being Steadfast.

During the opponent's Charge Phase, Support Units may perform one of the following actions:

1. Immediately after a Parent Unit within 6" voluntarily chooses a Charge Reaction, the Support Unit may Stand and Shoot as if the enemy had Declared a Charge against them in their current position (apply the normal rules for the Stand and Shoot Charge Reaction).
2. Immediately after all enemy units have completed their Charge Moves, Support Units within 6" of any Parent Unit that was successfully charged in this Phase may counter charge. To do so, choose one enemy unit that successfully charged the Parent Unit and Declare a Charge with the Support Unit. Apply all of the usual rules for charging for this out-of-sequence charge (such as Line of Sight, Front Arc, must roll Charge Range, max one Wheel, etc.). When calculating Combat Scores in the following Melee Phase, combine the Rank Bonus of both the Parent Unit and up to one Support Unit that performed a successful counter charge (following all normal restrictions), up to a maximum of +6.

Vanguard: After Deployment (including units with Scout), models with Vanguard may perform a 12" move. The move is performed as an Advance Move in the Movement Phase, including any actions and restrictions the unit would normally have (such as Wheeling, Reforming, joining units, leaving units and so on). The 12" distance is used instead of the unit's Advance Rate and March Rate. This move cannot be used to move within 12" of enemy units. This is decreased to 6" for enemy units which have either Scouted or Vanguarded. Units that have moved in this way may not Declare Charges in the first Player Turn (if their side has the first turn). If both players have units with Vanguard, alternate moving units one at a time, starting with the player that finished deploying last. Instead of moving a unit, a player may declare to not move any more Vanguarding units.

Qr codes of your army

You can print this page to have all your army's units qrcode and cut them to stick them on your units, with them you can directly access to the unit's profil with your phone.

Marshal #2



Marshal #1



Heavy Infantry support unit #1



Light Infantry #1



Light Infantry #2



Imperial Guard #1



Reiters #1

