



VERMIN SWARM

CLUK (NEW) - 3 649 POINTS



1210 pts (33.00%) 920 pts (25.00%) 664 pts (18.00%) 510 pts (14.00%)
Characters **Core** **Special** **Tunnel** **Built and Bred**
 (40 Max) (25 Least) (0 NoLimit) (30 Max) (30 Max)

Characters

LORD CLUK

Tyrant - Large - Cavalry - 50x100mm

565 POINTS

Global	Adv	Mar	Dis			Model Rules
	5"	10"	7			Safety in Numbers, Callous, Honourless
Defensive	HP	Def	Res	Arm		
	3	6	4	0	Light Armour	
Offensive	Att	Off	Str	Ap	Agi	
Tyrant	4	6	4	1	7	Hand Weapon

MOUNT MONSTROUS RAT

Global	Adv	Mar	Dis			Model Rules
	7"	14"	C			Fear, Towering Presence, Fearless
Defensive	HP	Def	Res	Arm		
	4	C	5	C	Fortitude (4+)	
Offensive	Att	Off	Str	Ap	Agi	
Monstrous Rat	5	4	5	2	4	Harnessed, Breath Attack

Options	Shield • Heavy Armour • Paired Weapons and Tail Weapon (Blessed Inscriptions) • Monstrous Rat • General
Magic items	Blessed Inscriptions (Paired Weapons and Tail Weapon) • Putrid Protection • Crown of Autocracy

CHIEF #1

Chief - Standard - Infantry - 20x20mm

305 POINTS

Global	Adv	Mar	Dis			Model Rules
	5"	10"	6			Safety in Numbers, Callous, Honourless
Defensive	HP	Def	Res	Arm		
	3	5	4	0	Light Armour	
Offensive	Att	Off	Str	Ap	Agi	
Chief	3	5	4	1	6	Hand Weapon

Options	Battle Standard Bearer • Shield • Heavy Armour • Paired Weapons and Tail Weapon (Hero's Heart)
Magic items	Hero's Heart (Paired Weapons and Tail Weapon)
Magic banners	Banner of the Endless Swarm (Battle Standard Bearer) • Banner of Discipline (Battle Standard Bearer)

MAGISTER #1

Magister - Standard - Infantry - 20x20mm

340 POINTS



Global	Adv	Mar	Dis			Model Rules
	5"	10"	6			Safety in Numbers, Callous, Honourless, Wizard Adept

<i>Defensive</i>	<i>HP</i>	<i>Def</i>	<i>Res</i>	<i>Arm</i>	
	3	3	3	0	
<i>Offensive</i>	<i>Att</i>	<i>Off</i>	<i>Str</i>	<i>Ap</i>	<i>Agi</i>
Magister	1	3	3	0	4

Hand Weapon

Options	3 Dark Shards • Thaumaturgy • Light Armour (Death Cheater)
Magic items	Death Cheater (Light Armour)

Core

	RATS-AT-ARMS #1 Rats-at-Arms x36 - Standard - Infantry - 20x20mm	285 POINTS	
--	--	-------------------	---

<i>Global</i>	<i>Adv</i>	<i>Mar</i>	<i>Dis</i>	<i>Model Rules</i>
	5"	10"	5	Scoring, Safety in Numbers

<i>Defensive</i>	<i>HP</i>	<i>Def</i>	<i>Res</i>	<i>Arm</i>	
	1	3	3	0	Light Armour, Shield

<i>Offensive</i>	<i>Att</i>	<i>Off</i>	<i>Str</i>	<i>Ap</i>	<i>Agi</i>
Rat-at-Arms	1	3	3	0	4

Options	Champion • Musician • Standard Bearer
----------------	---------------------------------------



	RATS-AT-ARMS #2 Rats-at-Arms x36 - Standard - Infantry - 20x20mm	275 POINTS	
---	--	-------------------	--

<i>Global</i>	<i>Adv</i>	<i>Mar</i>	<i>Dis</i>	<i>Model Rules</i>
	5"	10"	5	Scoring, Safety in Numbers

<i>Defensive</i>	<i>HP</i>	<i>Def</i>	<i>Res</i>	<i>Arm</i>	
	1	3	3	0	Light Armour, Shield

<i>Offensive</i>	<i>Att</i>	<i>Off</i>	<i>Str</i>	<i>Ap</i>	<i>Agi</i>
Rat-at-Arms	1	3	3	0	4

Options	Spear • Champion • Standard Bearer
----------------	------------------------------------

	VERMIN GUARD #1 Vermin Guard x29 - Standard - Infantry - 20x20mm	360 POINTS	
--	--	-------------------	---

<i>Global</i>	<i>Adv</i>	<i>Mar</i>	<i>Dis</i>	<i>Model Rules</i>
	5"	10"	5	Scoring, Safety in Numbers


<i>Defensive</i>	<i>HP</i>	<i>Def</i>	<i>Res</i>	<i>Arm</i>	
	1	4	3	0	Heavy Armour, Shield

<i>Offensive</i>	<i>Att</i>	<i>Off</i>	<i>Str</i>	<i>Ap</i>	<i>Agi</i>
Vermin Guard	1	4	3	0	5

						Fight in Extra Rank, Halberd
--	--	--	--	--	--	------------------------------

Options	Champion • Musician • Standard Bearer
----------------	---------------------------------------

Special

	VERMIN HULKS #1 Vermin Hulks x6 - Large - Infantry - 40x40mm	440 POINTS	
--	--	-------------------	---

<i>Global</i>	<i>Adv</i>	<i>Mar</i>	<i>Dis</i>	<i>Model Rules</i>	
	6"	12"	6	Scoring, Fearless, Safety in Numbers, Callous, Swift Reform	
<i>Defensive</i>	<i>HP</i>	<i>Def</i>	<i>Res</i>	<i>Arm</i>	
	3	2	5	1	
<i>Offensive</i>	<i>Att</i>	<i>Off</i>	<i>Str</i>	<i>Ap</i>	<i>Agi</i>
Vermin Hulk	3	3	5	2	4
Battle Focus					

Options	Champion
----------------	----------



GUTTER BLADES #1

Gutter Blades x8 - Standard - Infantry - 20x20mm


224 POINTS



<i>Global</i>	<i>Adv</i>	<i>Mar</i>	<i>Dis</i>	<i>Model Rules</i>	
	6"	12"	7	Vanguard, Light Troops, Skirmisher, Safety in Numbers, Callous	
<i>Defensive</i>	<i>HP</i>	<i>Def</i>	<i>Res</i>	<i>Arm</i>	
	1	4	3	0	Hard Target (1, 1)
<i>Offensive</i>	<i>Att</i>	<i>Off</i>	<i>Str</i>	<i>Ap</i>	<i>Agi</i>
Gutter Blade	1	4	3	0	5
, Paired Poison Attacks Weapons					

Options	Champion • Scout, Ambush • Sling (3+)
----------------	---------------------------------------

Tunnel Gunners



JEZAILS #1

Jezeails x4 - Standard - Infantry - 25x50mm

160 POINTS



<i>Global</i>	<i>Adv</i>	<i>Mar</i>	<i>Dis</i>	<i>Model Rules</i>	
	5"	10"	5	Safety in Numbers, Callous	
<i>Defensive</i>	<i>HP</i>	<i>Def</i>	<i>Res</i>	<i>Arm</i>	
	2	3	3	0	Pavise
<i>Offensive</i>	<i>Att</i>	<i>Off</i>	<i>Str</i>	<i>Ap</i>	<i>Agi</i>
Jezeail	2	3	3	0	4
Jezeail (4+, 4+)					



DREAMMILL #1


Dreadmill - Large - Construct - 50x100mm

350 POINTS



<i>Global</i>	<i>Adv</i>	<i>Mar</i>	<i>Dis</i>	<i>Model Rules</i>	
	8"	8"	7	Fearless, Swiftstride, Safety in Numbers	
<i>Defensive</i>	<i>HP</i>	<i>Def</i>	<i>Res</i>	<i>Arm</i>	
	5	3	5	3	
<i>Offensive</i>	<i>Att</i>	<i>Off</i>	<i>Str</i>	<i>Ap</i>	<i>Agi</i>
Dreadmill			5	2	4
Inanimate, Impact Hits (D3, D3), Electric Discharge, Grind Attacks (D3, D3)					


Built and Bred



ABOMINATION #1

Abomination - Gigantic - Beast - 60x100mm

345 POINTS



<i>Global</i>	<i>Adv</i>	<i>Mar</i>	<i>Dis</i>	<i>Model Rules</i>	
---------------	------------	------------	------------	--------------------	--

<i>Global</i>	<i>Adv</i>	<i>Mar</i>	<i>Dis</i>	<i>Model Rules</i>	
	3D6"	"	8	Random Movement (3D6, 3D6), Fearless, Stubborn	
<i>Defensive</i>	<i>HP</i>	<i>Def</i>	<i>Res</i>	<i>Arm</i>	
	6	3	5	0	Fortitude (4+)
<i>Offensive</i>	<i>Att</i>	<i>Off</i>	<i>Str</i>	<i>Ap</i>	<i>Agi</i>
Abomination	3D6	3	6	3	4

Magics

Racial Trait Spell

	<i>Casting</i>	<i>Range</i>	<i>Type</i>	<i>Duration</i>
<i>The Awakened Swarm</i>				
<i>Mf</i>	7+ [10+]	[12"] [24"]	Hex, Damage, Direct	Instant
<i>The target suffers 2D6 hits with Strength 4, Armour Penetration 2, and Magical Attacks.</i>				



Thaumaturgy

Judgement on High: When casting non-Bound Spells from this Path, all Magic Dice that result in '1' must be rerolled. Dice causing a Miscast cannot be rerolled. If a Caster Miscasts when casting a spell from this Path, add a +1 Miscast Modifier.

		<i>Casting</i>	<i>Range</i>	<i>Type</i>	<i>Duration</i>	<i>Effect</i>
5	Wrath of God	12+	96"	Ground	Permanent	Place a counter on the target point. At the end of each subsequent Magic Phase roll a D6; if 1-3 is rolled, add another counter on the same point. If 4-6 is rolled, each unit within (2D6+X)", where X is equal to the number of counters, suffers 2D6 hits with Strength 5, Armour Penetration 2, and Magical Attacks. If a unit fails a Panic Test forced by the spell, it flees directly away from the marked point. The spell then ends, remove all counters.
4	Cleansing Fire	5+ [8+]	Caster [18"]	[Augment], Focused	Instant	The target gains Breath Attack (Strength D3+2, Armour Penetration 1, Magical Attacks). (Roll the D3 immediately after successfully casting this spell.) [This spell may only target Characters, Champions, and single model units.]
6	Trial of Faith	7+ [10+]	12" [18"]	Hex, Missile, Damage, Focused, Direct	Instant	The Caster rolls D3+1 and the target rolls D3. If the Caster's roll is higher, the target suffers a number of hits equal to the difference between their respective rolls. These hits wound automatically with Armour Penetration 10 and Magical Attacks.
2	Smite the Unbeliever	6+ [9+]	24"	Hex	Last one Turn	Immediately after successfully casting this spell, roll a D6. [Choose which effect to apply when casting the spell.] - If 1-3 is rolled, the target suffers -1 Resilience. - If 4-6 is rolled, the target suffers -1 Strength and -1 Armour Penetration.
1	Hand of Heaven	5+ [8+]	24"	Hex, Missile, Damage	Last one Turn	The target suffers D6 [D6+1] hits with Strength D6 [D6+1] , Armour Penetration 2 [3] , and Magical Attacks.
3	Speaking in Tongues	7+ [7+]	18"	Hex	Last one Turn	Units with at least one model affected by the spell cannot benefit from Commanding Presence [Rally around the Flag] .

Magic items

Blessed Inscriptions: Attacks made with this enchanted weapon become Divine Attacks and Magical Attacks, and failed to wound rolls must be rerolled.

Crown of Autocracy: The model's range of Commanding Presence (if available) is increased by 3", up to a maximum of 18". If the model does not have Commanding Presence, it gains Commanding Presence whose range is always set to 3".

Death Cheater: The wearer gains +1 Armour and Fortitude (4+).

Hero's Heart: The wielder of this enchanted weapon gains +1 Attack Value while using it. Attacks made with this enchanted weapon become Magical Attacks and always have at least Strength 5 and at least Armour Penetration 3.

Putrid Protection: The wearer gains +2 Armour. For each successful Armour Save made by the wearer against Melee Attacks, the wearer immediately inflicts 1 hit with Toxic Attacks against the model that caused the wound, before any casualties are removed, distributed onto the model's Health Pool. This is considered a Special Attack.

Magic banners

Banner of Discipline: The bearer's unit may reroll failed Panic Tests. If the Battle Standard Bearer or the General is part of the bearer's unit, it automatically passes Panic Tests instead.

Banner of the Endless Swarm: If a unit with one or more Banners of the Endless Swarm has more Full Ranks than each of the enemy units Engaged in the same Combat, it gains **Fight in Extra Rank**. If the unit has more than twice the number of Full Ranks than each of the enemy units Engaged in the same Combat, it gains an additional instance of Fight in Extra Rank. Check how many Full Ranks the units have and apply the effects at the start of each Initiative Step.

Model Rules

Battle Focus: If the attack hits with a natural to-hit roll of '6', the attack causes two hits instead of one.

Callous: The model is allowed to use Shooting Attacks and The Awakened Swarm (Hereditary Spell) against enemy units that are Engaged in Combat with friendly units, as long as all friendly units Engaged in the Combat are of Standard Height. All units Engaged in this Combat are ignored for Cover purposes (but not for drawing Line of Sight). When a model with this rule targets an enemy unit Engaged in Combat with a Shooting Attack or with The Awakened Swarm, roll to hit as normal against the intended target. Each hit must then be randomised to see which unit it hits. Roll a D6 for each hit. On 3+ it hits the intended target; otherwise it hits a friendly unit Engaged in that Combat. If there are several friendly units involved in the combat, randomise which one is hit.

Electric Discharge: Special Attack.

Model parts with this Special Attack can use it as 1. a Shooting Attack, and as 2. a Special Attack when Engaged in Combat.

- As a Shooting Attack: Choose a target using the normal rules for Shooting Attacks. The Shooting Attack has Range 18", Shots 3, Reload!, Accurate, Quick to Fire, and Aim (4+).

- As a Special Attack in Close Combat: The Melee Attack is made at the model part's Initiative Step. Choose a single enemy in base contact and roll three D6 (these rolls are not considered to-hit rolls). For each roll of 3+ the target suffers a hit from the Electric Discharge.

Hits from Electric Discharge are resolved with Strength 5, Armour Penetration 10, Multiple Wounds (D3), Lightning Attacks, and Magical Attacks.

Before using the Electric Discharge, the Dreadmill may be supercharged. If supercharged, the attacks from the Electric Discharge are set to Strength 6 and their Range is set to 12" for the duration of the phase. After the Ele

Fearless: If more than half of a unit's models are Fearless, the unit automatically passes Panic Tests and Decimated Tests and cannot declare a Flee Charge Reaction (unless already Fleeing). Models that are Fearless are also immune to the effects of Fear.

Fight in Extra Rank:

Fortitude: Fortitude is a Special Save. Fortitude Saves cannot be taken against attacks with Lethal Strike that rolled a natural 6+ to wound, or against attacks with Flaming Attacks

Grind Attacks: A model part with Grind Attacks resolves these attacks at its own Agility. It must choose an enemy unit in base contact with it. The chosen enemy unit suffers a number of hits equal to the value stated in brackets (X). These hits are resolved with the model part's own Strength and Armour Penetration.

If a model has both Grind Attacks and Impact Hits

, it may only use one of these rules in the same Round of Combat

(its controlling player may choose which). When several model parts in the same unit have Grind Attacks and when X is a random number (e.g. Grind Attacks (2D3)), roll for the number of hits separately for each model part.

Halberd: Attacks made with a Halberd gain +1 Strength and +1 Armour Penetration. A model using this weapon cannot simultaneously use a Shield against Melee Attacks.

Hand Weapon: All models come equipped with a Hand Weapon as their default equipment. If a model has any Close Combat Weapon other than a Hand Weapon, it cannot choose to use the Hand Weapon (unless specifically stated). Hand Weapons wielded by models on foot can be used alongside a Shield, then giving Parry

Hard Target:

Heavy Armour: +2 Armor

Honourless: A Character with Honourless cannot be chosen by the enemy as the model that suffers the penalties for refusing a Duel.

Impact Hits: At Initiative Step 10, a charging model part with Impact Hits must choose an enemy unit that is in base contact with the attacking model's Front Facing. This unit suffers a number of hits equal to the value stated in brackets (X). These hits are resolved with the attacking model part's Strength and Armour Penetration.

If a model has both Grind Attacks and Impact Hits, it may only use one of these rules in the same Round of Combat (its controlling player may choose which). In multipart models, only model parts that also have Harnessed or Inanimate can use their Impact Hits. When several models in the same unit have Impact Hits, and when X is a random number (e.g. Impact Hits (D6)), roll for the number of hits separately for each model part.

Inanimate: Inanimate - Melee

Model parts with Inanimate cannot make Close Combat Attacks and cannot use Shooting Weapons. Shooting Weapons carried by model parts with Inanimate can be used by other model parts of the same model (as long as they do not have Harnessed or Inanimate).

Jezeil: Shooting Weapon.

Range 36", Shots 1, Str 6, AP 4, Unwieldy, Magical Attacks, Accurate.

If rolling a natural '1' to hit, the bearer suffers 1 hit with Toxic Attacks.

Light Armour: Armor +1

Light Troops: Units composed entirely of models with Light Troops are allowed to make any number of Reforms when performing Advance Moves or March Moves. They are allowed to shoot even if they Marched or Reformed. No model can end its movement with its centre further away than its March Rate from its starting position, around any obstructions (including the Unit Spacing rule). This means that when checking the distance travelled by a model, check the path the model would have taken if it was alone, with the exception that the unit as a whole cannot break the Unit Spacing rule while performing the move. If a model performed any action during the movement (such as a Sweeping Attack), the distance moved is counted from its starting position to the point on the Battlefield where it performed that action and then to its final position.

If more than half the models in a unit have Light Troops, the unit always counts as having 0 Full Ranks. Characters with Light Troops that are joined to units with one or more models without Light Troops, lose this rule for as long as they remain with the unit. An Infantry Character joined to an Infantry unit with both Light Troops and the same Size as the Character gains Light Troops for as long as it remains with the unit.

Paired Weapons: The wielder gains +1 Attack Value when using Paired Weapons. Attacks made with Paired Weapons gain +1 Offensive Skill and ignore Parry. A model using this weapon cannot simultaneously use a Shield against Melee Attacks.

Pavise: Armour.

The model gains +3 Armour against Ranged Attacks.

Poison Attacks: If the attack successfully hits with a natural to-hit roll of '6', it automatically wounds with no to-wound roll needed. Shooting Attacks using the Hopeless Shot can only automatically wound if the first to-hit roll is a natural '6'. Note that the second to-hit roll must still be successful in order to hit the target. If the attack can be turned into more than one hit (e.g. a hit with Area Attack, Battle Focus, or Penetrating), only a single hit, chosen by the attacker, automatically wounds. All other hits must roll to wound as normal.

Random Movement: The unit cannot Declare Charges and cannot move normally (Advance, March, Reform) in the Movement Phase (which also means they cannot perform Magical Moves). The model loses Swiftstride (and can never gain it), but always charges, Flees, Pursues and Overruns the distance stated in brackets. In the Movement Phase, at the end of step 2 of the the it with Random Movement moves using the rules for Pursuing units, except that they can freely choose which direction to rotate towards before rolling the Pursuit Distance, cannot move off the Board Edge and only take Dangerous Terrain Tests if they actually charge an enemy unit (they still test as normal when Fleeing, Pursuing a Broken enemy or Overrunning). Whenever a unit with Random Movement needs a March Rate (e.g. when Post-Combat Reforming), use the potential maximum value of X as its March Rate. Characters with Random Movement can only join units with Random Movement (by moving into contact with them during the Movement Phase or by being deployed inside), and units with Random Movement can only be joined by Characters with Random Movement. Units with Random Movement cannot enter Buildings. If a unit has several sets of Random Movement, use the one with the lowest average (in case of a tie, you may choose which version to use). A model with Random Movement cannot move in the same phase as it arrives on the Battlefield as Reinforcement (Dawn Assault) or Ambusher.

Safety in Numbers: Non-fleeing units comprised entirely of models with Safety in Numbers add their number of Full Ranks after the first one to their Discipline, up to a maximum of +3 and never above 10. Safety in Numbers cannot be used to modify the Discipline that is distributed by models with Commanding Presence (but the received Commanding Presence can be modified by Safety in Numbers). Furthermore, units comprised entirely of models with Safety in Numbers gain +1" to their Flee Distance rolls.

Scoring: Units with at least one model with Scoring are considered to be Scoring Units, which are used for winning Secondary Objectives (see section XVI.2 "Scoring Secondary Objectives", page 67). Every army needs a few Scoring units to be able to complete Secondary Objectives, which is why units with Scoring are marked in the Army Books with a special pennant icon:

Scoring can be lost during the game:

- A unit that is Fleeing loses Scoring for as long as it is Fleeing.
- An Ambushing unit that enters the Battlefield on Game Turn 4 or later loses Scoring.
- A unit that has performed a Post-Combat Reform loses Scoring until the start of the following Player Turn.

Shield: +1 Armour Hand Weapons wielded by models on foot can be used alongside a Shield, then giving Parry.

Skirmisher: The model can draw Lines of Sight in any direction (i.e. it is not limited by the Front Arc) from any point on its base (remember that Charge Moves are limited by a single Wheel of no more than 90°, and that Stand and Shoot Charge Reactions can only be done against enemies in the Front Arc) and can always use Shooting Attacks from any rank (they are not limited to shooting from first and second rank). Units with at least one R&F model with Skirmisher are formed into a skirmish formation. They are not placed in base to base contact with each other. Instead, models are placed with a 12.5 mm distance between them. This gap is considered part of the unit for Cover purposes, and will have the same Size as the models in the unit. Other than this gap between models, units with Skirmisher follow the normal rules for forming units and therefore have a Front, two Flanks, a Rear, can perform Supporting Attacks, and so on. Units in skirmish formation gain Hard Target and Light Troops, never block Line of Sight, and when units in skirmish formation would contribute to Hard Cover, they contribute to Soft Cover instead.

Stubborn: A unit with at least one model with Stubborn ignores any Combat Score penalties to its Discipline when taking Break Tests or Combat Reform Discipline Tests.

Swift Reform: During the Movement Phase, a unit containing one or more models with Swift Reform may execute a Swift Reform instead of a Reform. The unit makes a Reform with the following exceptions:

- The unit is not prohibited from shooting in the next Shooting Phase (but will still suffer the to-hit modifier for moving and shooting).
- The unit can perform an Advance Move after the Reform. For the purpose of no model being able to end its movement with its centre farther away than its Advance Rate from its starting position, measure this distance after the Reform.
- No model can end its movement (after an Advance Move) with its centre farther away than its March Rate from its starting position before the Reform.

Swiftstride: When a unit composed entirely of models with Swiftstride rolls Charge Range, Flee Distance, Pursuit Distance or Overrun Distance, it rolls an additional D6 (normally this will lead to rolling 3D6) and discards the lowest D6 rolled.

Vanguard: After Deployment (including units with Scout), models with Vanguard may perform a 12" move. The move is performed as an Advance Move in the Movement Phase, including any actions and restrictions the unit would normally have (such as Wheeling, Reforming, joining units, leaving units and so on). The 12" distance is used instead of the unit's Advance Rate and March Rate. This move cannot be used to move within 12" of enemy units. This is decreased to 6" for enemy units which have either Scouted or Vanguarded. Units that have moved in this way may not Declare Charges in the first Player Turn (if their side has the first turn). If both players have units with Vanguard, alternate moving units one at a time, starting with the player that finished deploying last. Instead of moving a unit, a player may declare to not move any more Vanguarding units.

Wizard Adept: - Knows 2 spells.

- Can select from the Learned Spells 1, 2, 3, and 4 of its chosen Path and the Hereditary Spell of its army. The Wizard gains Channel (1) and selects its spells as described in Spell Selection.

Qr codes of your army

You can print this page to have all your army's units qrcode and cut them to stick them on your units, with them you can directly access to the unit's profil with your phone.

Lord Cluk



Chief #1



Magister #1



Rats-at-Arms #1



Rats-at-Arms #2



Vermin Guard #1



Vermin Hulks #1



Gutter Blades #1



Jezails #1



Dreadmill #1



Abomination #1



