



ORCS AND GOBLINS

TEST - 4 459 POINTS



1000 pts (22.00 %) **1072 pts (24.00 %)** 2072 pts (46.00 %) 0 pts (0.00 %) 315 pts (7.00 %)
Characters **Core** **Special** **Death from Above** **Big 'n Nasty**
 (40 Max) (25 Least) (0 NoLimit) (15 Max) (30 Max)


Characters



ORC WARLORD #1

Orc Warlord - Standard - Infantry - 25x25mm

495 POINTS



Global	Adv	Mar	Dis	Model Rules		
	4"	8"	9	Fearless, Frenzy		
Defensive	HP	Def	Res	Arm		
	3	7	5	0	, Plate Aegis Armour	
Offensive	Att	Off	Str	Ap	Agi	
Orc Warlord	4	6	5	2	4	Battle Focus, Born to Fight, Hand Weapon

Options	Shield • General • Iron Orc
Magic items	Omen of the Apocalypse (Hand Weapon) • Destiny's Call (Plate Armour)



ORC CHIEF #1


Orc Chief - Standard - Infantry - 25x25mm

330 POINTS



Global	Adv	Mar	Dis	Model Rules		
	4"	8"	8			
Defensive	HP	Def	Res	Arm		
	3	5	5	0	Plate Armour	
Offensive	Att	Off	Str	Ap	Agi	
Common Orc Chief	3	5	4	1	3	Hand Weapon


Options	Battle Standard Bearer • Shield • Great Weapon • Iron Orc
Magic items	Death Cheater (Plate Armour)



GOBLIN WITCH DOCTOR #1

Goblin Witch Doctor - Standard - Infantry - 20x20mm

175 POINTS



Global	Adv	Mar	Dis	Model Rules		
	4"	8"	6	Wizard Apprentice, Insignificant		
Defensive	HP	Def	Res	Arm		
	2	2	3	0	Light Armour	
Offensive	Att	Off	Str	Ap	Agi	
Common Goblin Witch Doctor	1	2	3	0	3	Common Goblin, Hand Weapon

Options	Pyromancy
Magic items	Binding Scroll

Core



GOBLINS #1

Goblins x40 - Standard - Infantry - 20x20mm

405 POINTS



Global	Adv	Mar	Dis	Model Rules	
	4"	8"	5	Scoring, Insignificant	
Defensive	HP	Def	Res	Arm	
	1	2	3	0	
Offensive	Att	Off	Str	Ap	Agi
Common Goblin	1	2	3	0	2



MOUNT MAD GIT

Global	Adv	Mar	Dis	Model Rules	
	2D6"	-"	5	Fearless, Shambolic, Running Amok!!, Surprise!, Random Movement (2D6, 2D6), Ricochet (D6, D6), Insignificant	
Defensive	HP	Def	Res	Arm	
	1	0	3	0	Hard Target (1, 1)
Offensive	Att	Off	Str	Ap	Agi
Mad Git	-	0	5	3	3

Options

Shield and Spear • Musician • Standard Bearer • Cave Goblin • Mad Git x2



GOBLINS #2

Goblins x40 - Standard - Infantry - 20x20mm

405 POINTS



Global	Adv	Mar	Dis	Model Rules	
	4"	8"	5	Scoring, Insignificant	
Defensive	HP	Def	Res	Arm	
	1	2	3	0	
Offensive	Att	Off	Str	Ap	Agi
Common Goblin	1	2	3	0	2



MOUNT MAD GIT

Global	Adv	Mar	Dis	Model Rules	
	2D6"	-"	5	Fearless, Shambolic, Running Amok!!, Surprise!, Random Movement (2D6, 2D6), Ricochet (D6, D6), Insignificant	
Defensive	HP	Def	Res	Arm	
	1	0	3	0	Hard Target (1, 1)
Offensive	Att	Off	Str	Ap	Agi
Mad Git	-	0	5	3	3

Options

Shield and Spear • Musician • Standard Bearer • Cave Goblin • Mad Git x2



ORC BOAR RIDERS #1

Orc Boar Riders x6 - Standard - Cavalry - 25x50mm

262 POINTS





Global	Adv	Mar	Dis	Model Rules	
	7"	14"	7	Scoring	
Defensive	HP	Def	Res	Arm	
	1	3	4	2	Light Armour
Offensive	Att	Off	Str	Ap	Agi
Orc Boar Rider	1	3	3	0	2
War Boar	1	3	4	1	3

Born to Fight, Common Orc, Light Lance

Harnessed, Devastating Charge

Options	Lance • Champion • Musician • Standard Bearer • Common Orc
Magic banners	Banner of Speed (Banner Enchantment)

Special

	IRON ORCS #1 Iron Orcs x29 - Standard - Infantry - 25x25mm	716 POINTS	
--	--	-------------------	---


Global	Adv	Mar	Dis	Model Rules		
	4"	8"	8	Scoring, Fearless, Bodyguard		
Defensive	HP	Def	Res	Arm		
	1	5	4	0	Plate Armour, Shield	
Offensive	Att	Off	Str	Ap	Agi	
Iron Orcs	1	5	4	1	2	Born to Fight, Weapon Master, Iron OrcWeapons, Paired, Great Weapon

Options	Champion • Musician • Standard Bearer
Magic banners	Green Tide (Banner Enchantment)

	IRON ORCS #2 Iron Orcs x29 - Standard - Infantry - 25x25mm	716 POINTS	
--	--	-------------------	---

Global	Adv	Mar	Dis	Model Rules		
	4"	8"	8	Scoring, Fearless, Bodyguard		
Defensive	HP	Def	Res	Arm		
	1	5	4	0	Plate Armour, Shield	
Offensive	Att	Off	Str	Ap	Agi	
Iron Orcs	1	5	4	1	2	Born to Fight, Weapon Master, Iron OrcWeapons, Paired, Great Weapon

Options	Champion • Musician • Standard Bearer
Magic banners	Green Tide (Banner Enchantment)

	GOBLIN RAIDERS #1 Goblin Raiders x5 - Standard - Cavalry - 25x50mm	145 POINTS	
--	--	-------------------	---

Global	Adv	Mar	Dis	Model Rules		
	9"	18"	6	Feigned Flight, Vanguard, Light Troops, Insignificant		
Defensive	HP	Def	Res	Arm		
	1	2	3	1	Light Armour	
Offensive	Att	Off	Str	Ap	Agi	
Goblin Raider	1	2	3	0	2	Common Goblin
Wolf	1	3	3	0	3	, Common HarnessedGoblin
Scuttler Spider	1	3	3	0	4	, Common Harnessed, Poison AttacksGoblin

Options	Shield • Bow (4+) • Musician • Common Goblin
----------------	--



GOBLIN RAIDERS #2

Goblin Raiders x5 - Standard - Cavalry - 25x50mm

145 POINTS



Global	Adv	Mar	Dis			Model Rules
	9"	18"	6			Feigned Flight, Vanguard, Light Troops, Insignificant
Defensive	HP	Def	Res	Arm		
	1	2	3	1	Light Armour	
Offensive	Att	Off	Str	Ap	Agi	
Goblin Raider	1	2	3	0	2	Common Goblin
Wolf	1	3	3	0	3	, Common HarnessedGoblin
Scuttler Spider	1	3	3	0	4	, Common Harnessed, Poison AttacksGoblin

Options	Shield • Bow (4+) • Musician • Common Goblin
----------------	--



GNASHER WRECKING TEAM #1

Gnasher Wrecking Team - Large - Beast - 60mm round

135 POINTS



Global	Adv	Mar	Dis			Model Rules
	3D6"	-"	3			Random Movement (3D6, 3D6), Fearless, Shambolic, Ricochet (2D6, 2D6), Look At 'Em Go!
Defensive	HP	Def	Res	Arm		
	3	0	4	0	Hard Target (1, 1)	
Offensive	Att	Off	Str	Ap	Agi	
Wrecking Team	-	0	6	4	3	



GNASHER WRECKING TEAM #2

Gnasher Wrecking Team - Large - Beast - 60mm round

135 POINTS



Global	Adv	Mar	Dis			Model Rules
	3D6"	-"	3			Random Movement (3D6, 3D6), Fearless, Shambolic, Ricochet (2D6, 2D6), Look At 'Em Go!
Defensive	HP	Def	Res	Arm		
	3	0	4	0	Hard Target (1, 1)	
Offensive	Att	Off	Str	Ap	Agi	
Wrecking Team	-	0	6	4	3	



SCRAP WAGON #1

Scrap Wagon - Large - Construct - 60x100mm

80 POINTS



Global	Adv	Mar	Dis			Model Rules
	3D6"	-"	4			Random Movement (3D6, 3D6), Fearless, Shambolic, Insignificant, Unstable, Pursuit Mode
Defensive	HP	Def	Res	Arm		
	4	2	4	1		
Offensive	Att	Off	Str	Ap	Agi	
Grotling Crew	5	2	2	0	2	Throwing Weapons (5+, 5+)
Chassis			4	3	Harnessed, Impact Hits (2D6, 2D6)	

Big 'n Nasty



GIANT #1

Giant - Gigantic - Infantry - 50x75mm

315 POINTS



Global	Adv	Mar	Dis	Model Rules		
	7"	14"	8	Giant See, Giant Do		
Defensive	HP	Def	Res	Arm		
	7	3	5	1		
Offensive	Att	Off	Str	Ap	Agi	
Giant	5	3	5	2	3 Rage	

Options	Giant Club
---------	------------

Magics

Racial Trait Spell

	Casting	Range	Type	Duration
Bring the Pain				
Mf	8+	18"	Hex	Last one Turn
Failed to-hit rolls with Close Combat Attacks against the target must be rerolled.				



Pyromancy

		Casting	Range	Type	Duration	Effect
6	Enveloping Embers	10+	24"	Hex, Damage, Direct	Instant	Each model in the target unit suffers 1 hit with Strength 3, Armour Penetration 0, Flaming Attacks, and Magical Attacks.
2	Cascading Fire	5+ [8+]	24" [12"]	Hex	Last one Turn	The target suffers D6 [2D6] hits with Strength 4, Armour Penetration 0, Flaming Attacks, and Magical Attacks.
3	Flaming Swords	8+ [11+]	18" [6"Aura]	Augment	Last one Turn	The target gains Flaming Attacks and Magical Attacks. In addition, the target's Melee and Shooting Attacks gain a +1 to-wound modifier.
1	Fireball	4+	36"	Hex, Missile, Damage	Instant	The target suffers D6 hits with Strength 4, Armour Penetration 0, Flaming Attacks and Magical Attacks.
A	Blaze		18"	Hex, Missile, Damage	Instant	The target suffers 1 hit with Strength 6, Armour Penetration 2, Flaming Attacks, and Magical Attacks.
5	Scorching Salvo	8+	24"Aura	Hex, Damage	Instant	The target suffers D3+1 hits with Strength 4, Armour Penetration 0, Flaming Attacks, and Magical Attacks.
4	Pyroclastic Flow	7+ [10+]	24" [12"]	Hex, Missile, Damage	Instant	The target suffers 2D6 [3D6] hits with Strength 4, Armour Penetration 0, Flaming Attacks and Magical Attacks.

Magic items

Binding Scroll: One use only. May be activated after Siphon the Veil (at the end of step 3 of the Magic Phase Sequence).

When activated, pick an enemy model and select one of its Attribute, Bound, or Learned Spells. The selected model cannot cast the chosen instance of the spell during this Magic Phase. Only a single Binding Scroll may be activated during the same phase.

Death Cheater: The wearer gains +1 Armour and Fortitude (4+).

Destiny's Call: The wearer gains Aegis (4+) and its Armour is set to 3 and can never be improved beyond this.

Omen of the Apocalypse: Roll a single D3 at the Initiative Step in which the wielder is attacking. During this Initiative Step, the wielder gains a modifier equal to the result of the D3 roll to its Attack Value, Strength, and Armour Penetration while using this weapon. Attacks made with this weapon become Magical Attacks.

Magic banners

Banner of Speed: A unit with one or more Banners of Speed gains +1" Advance Rate and +2" March Rate.

Green Tide: 0-3 Banners per Army.
The bearer's unit gains Fight in Extra Rank.

Model Rules

Aegis:

Battle Focus: If the attack hits with a natural to-hit roll of '6', the attack causes two hits instead of one.

Bodyguard: When a Character is joined to a unit in which at least one model has Bodyguard, that Character gains Stubborn. When Characters or Character types are stated in brackets, Bodyguard only works for the specified Characters or Character types.

Born to Fight: Close Combat.

The model part's Close Combat Attacks gain +1 Strength and +1 Armour Penetration during a Round of Combat

- If it is the First Round of Combat.
- Or if the model part's unit is Steadfast at the start of the Round of Combat.

Common Goblin: The model gains Insignificant.

Common Orc: The model part gains Born to Fight.

Devastating Charge: Attacks & Weapons, Melee

A charging model part with Devastating Charge, or using a weapon with Devastating Charge, gains the Model Rules and Characteristic modifiers stated in brackets. For example, a charging model part with Devastating Charge (+1 Strength, Poison Attacks) gains +1 Strength and Poison Attacks when it is charging. This rule is cumulative: a model part with several instances of Devastating Charge applies all Attack Attributes and Characteristics modifiers from all of them when charging.

Fearless: If more than half of a unit's models are Fearless, the unit automatically passes Panic Tests and Decimated Tests and cannot declare a Flee Charge Reaction (unless already Fleeing). Models that are Fearless are also immune to the effects of Fear.

Feigned Flight: A unit consisting solely of models with Feigned Flight that voluntarily chooses to Flee as a Charge Reaction, and subsequently passes a Rally Test in its next Player Turn, doesn't become Shaken. Furthermore, the Reform that is made after Rallying in this case doesn't prevent the unit from moving nor from shooting (but it still counts as having moved for shooting purposes). This rule cannot be applied if a unit fails to rally on the next friendly Player Turn or involuntarily Flees, such as a result of a failed Panic Test or if it was already Fleeing when being charged.

Frenzy: A unit with at least half its models with Frenzy cannot choose Flee as Charge Reaction, and when taking Discipline Tests, apply the following:

- If it is a Panic Test, Decimated Test or Fear Test: the unit gains +2 Discipline.
- If it is a Break Test, roll the test as normal.
- If it is any other Discipline Test, the unit suffers -2 Discipline.

At the start of the Charge Phase, each of your units with at least one model with Frenzy that could Declare a Charge against an enemy unit within the unit's Advance Rate +7" (using the lowest Advance Rate among the unit's models; if a model has more than 1 Advance Rate available, use the highest one) must take a Discipline Test, called a Frenzy Test. If the test is failed, the whole unit must Declare a Charge this Player Turn. Note that Characters are never forced to charge out of their units.

Giant See, Giant Do: Universal Rule.

The model gains Born to Fight.

Great Weapon: Attacks made with a Great Weapon gain +2 Strength, +2 Armour Penetration and always strike at Initiative Step 0 (regardless of the wielder's Agility). A model using this weapon cannot simultaneously use a Shield against Melee Attacks

Hand Weapon: All models come equipped with a Hand Weapon as their default equipment. If a model has any Close Combat Weapon other than a Hand Weapon, it cannot choose to use the Hand Weapon (unless specifically stated). Hand Weapons wielded by models on foot can be used alongside a Shield, then giving Parry

Hard Target:

Harnessed: Model parts with Harnessed cannot make Supporting Attacks and cannot use Weapons. Shooting Weapons carried by model parts with Harnessed can be used by other model parts of the same model (as long as they do not have Harnessed or Inanimate). A model with with at least one model part with Harnessed is considered to be mounted.

Impact Hits: At Initiative Step 10, a charging model part with Impact Hits must choose an enemy unit that is in base contact with the attacking model's Front Facing. This unit suffers a number of hits equal to the value stated in brackets (X). These hits are resolved with the attacking model part's Strength and Armour Penetration. If a model has both Grind Attacks and Impact Hits, it may only use one of these rules in the same Round of Combat (its controlling player may choose which). In multipart models, only model parts that also have Harnessed or Inanimate can use their Impact Hits. When several models in the same unit have Impact Hits, and when X is a random number (e.g. Impact Hits (D6)), roll for the number of hits separately for each model part.

Insignificant:

Iron Orc: The model part gains Born to Fight and Weapon Master. The model gains Fearless.

Light Armour: Armor +1

Light Lance:

Light Troops: Units composed entirely of models with Light Troops are allowed to make any number of Reforms when performing Advance Moves or March Moves. They are allowed to shoot even if they Marched or Reformed. No model can end its movement with its centre further away than its March Rate from its starting position, around any obstructions (including the Unit Spacing rule). This means that when checking the distance travelled by a model, check the path the model would have taken if it was alone, with the exception that the unit as a whole cannot break the Unit Spacing rule while performing the move. If a model performed any action during the movement (such as a Sweeping Attack), the distance moved is counted from its starting position to the point on the Battlefield where it performed that action and then to its final position.

If more than half the models in a unit have Light Troops, the unit always counts as having 0 Full Ranks. Characters with Light Troops that are joined to units with one or more models without Light Troops, lose this rule for as long as they remain with the unit. An Infantry Character joined to an Infantry unit with both Light Troops and the same Size as the Character gains Light Troops for as long as it remains with the unit.

Look At 'Em Go!: Universal Rule.

After contacting a unit for the first time, a Gnasher Wrecking Team gains Running Amok!! for the remainder of the game.

Paired Weapons: The wielder gains +1 Attack Value when using Paired Weapons. Attacks made with Paired Weapons gain +1 Offensive Skill and ignore Parry. A model using this weapon cannot simultaneously use a Shield against Melee Attacks.

Plate Armour: +3 Armor

Poison Attacks: If the attack successfully hits with a natural to-hit roll of '6', it automatically wounds with no to-wound roll needed. Shooting Attacks using the Hopeless Shot can only automatically wound if the first to-hit roll is a natural '6'. Note that the second to-hit roll must still be successful in order to hit the target. If the attack can be turned into more than one hit (e.g. a hit with Area Attack, Battle Focus, or Penetrating), only a single hit, chosen by the attacker, automatically wounds. All other hits must roll to wound as normal.

Pursuit Mode: Universal Rule.

The roll for the distance moved with Random Movement in the Movement Phase is subject to Maximised Roll (consider only the used 3 dice for the purpose of Shambolic).

Rage: Attack Attribute - Close Combat.

Whenever the model loses a Health Point, it gains +1 Attack Value. Whenever it gains a Health Point, it suffers -1 Attack Value.

Random Movement: The unit cannot Declare Charges and cannot move normally (Advance, March, Reform) in the Movement Phase (which also means they cannot perform Magical Moves). The model loses Swiftstride (and can never gain it), but always charges, Flees, Pursues and Overruns the distance stated in brackets. In the Movement Phase, at the end of step 2 of the the it with Random Movement moves using the rules for Pursuing units, except that they can freely choose which direction to rotate towards before rolling the Pursuit Distance, cannot move off the Board Edge and only take Dangerous Terrain Tests if they actually charge an enemy unit (they still test as normal when Fleeing, Pursuing a Broken enemy or Overrunning). Whenever a unit with Random Movement needs a March Rate (e.g. when Post-Combat Reforming), use the potential maximum value of X as its March Rate. Characters with Random Movement can only join units with Random Movement (by moving into contact with them during the Movement Phase or by being deployed inside), and units with Random Movement can only be joined by Characters with Random Movement. Units with Random Movement cannot enter Buildings. If a unit has several sets of Random Movement, use the one with the lowest average (in case of a tie, you may choose which version to use). A model with Random Movement cannot move in the same phase as it arrives on the Battlefield as Reinforcement (Dawn Assault) or Ambusher.

Ricochet: Models with Ricochet cannot Charge enemy units and can move through all units (friend and foe) as if they were Open Terrain. If its move is ended in contact with another unit, or within 1" of a unit that it has moved through, its move distance is extended; keep moving the model in the same direction (still moving through other units) until it can be placed 1" away from all other units. If, after an extended move, the model would end up within 1" of Impassable Terrain or in contact with the Board Edge, immediately remove the model as a casualty. If there is no legal position where it follows the Unit Spacing rule when backtracking the model's move (based on the rules for Random Movement), immediately remove the model as a casualty.

If a unit's Unit Boundary is contacted by a Ricochet model's initial move (i.e. excluding an extension of the move distance needed to clear units), this unit suffers X hits, where X corresponds to the value given in brackets (after completing the move). For this purpose, all units Engaged in the same Combat are treated as a single unit. The owner of the model with Ricochet distributes the hits between all units Engaged in this Combat as evenly as possible (after this follow the normal rules for distributing hits to models within each unit).

Enemy units cannot Charge models with Ricochet. Units (friend and foe) ignore models with Ricochet regarding the Unit Spacing rule for all movement (including Ambush). In addition, they can move onto and through models with Ricochet. However, if a unit moves into contact with a Ricochet model, it immediately (before completing the move) suffers X+D6 hits, and the model with Ricochet is removed as a casualty. This is not triggered by moves that can move through units normally (e.g. Flying Movement), unless the move is ended in contact (note that units can move into contact with multiple Ricochet models simultaneously).

Hits are resolved with the Strength and Armour Penetration of the model with Ricochet.

a) The Ricochet model cannot be placed 1" behind unit B, because unit A is too close. The model is thus moved through both units following its original direction. Only unit B suffers the Ricochet hits as unit A is not within the initial Shambolic move.

b) After moving through units, the Ricochet model comes into contact with Impassable Terrain and is thus removed as a casualty. The Ricochet model moves through at least one unit Engaged in the Combat, inflicting 5 hits in total, which are distributed evenly amongst all units in the combat.

Scoring: Units with at least one model with Scoring are considered to be Scoring Units, which are used for winning Secondary Objectives (see section XVI.2 "Scoring Secondary Objectives", page 67). Every army needs a few Scoring units to be able to complete Secondary Objectives, which is why units with Scoring are marked in the Army Books with a special pennant icon:

Scoring can be lost during the game:

- A unit that is Fleeing loses Scoring for as long as it is Fleeing.
- An Ambushing unit that enters the Battlefield on Game Turn 4 or later loses Scoring.
- A unit that has performed a Post-Combat Reform loses Scoring until the start of the following Player Turn.

Shambolic: Units with Shambolic models cannot be joined by Characters. When rolling the distance of a Random Movement move with a Shambolic unit, if all the dice show the same result, the unit loses D3 Health Points (with no saves of any kind allowed), and then moves in a random direction instead of the chosen direction. When units with Shambolic touch the Board Edge, stop 1" away from Impassable Terrain, or come into contact with or move inside any Terrain Feature other than Open Terrain or Hills, all models in the unit must take a Dangerous Terrain (2) Test.

Shield: +1 Armour Hand Weapons wielded by models on foot can be used alongside a Shield, then giving Parry.

Throwing Weapons: Range 8", Shots 2, FO Same as user, AP Same as user, Accurate, Quick to Fire

Unstable:

Vanguard: After Deployment (including units with Scout), models with Vanguard may perform a 12" move. The move is performed as an Advance Move in the Movement Phase, including any actions and restrictions the unit would normally have (such as Wheeling, Reforming, joining units, leaving units and so on). The 12" distance is used instead of the unit's Advance Rate and March Rate. This move cannot be used to move within 12" of enemy units. This is decreased to 6" for enemy units which have either Scouted or Vanguarded. Units that have moved in this way may not Declare Charges in the first Player Turn (if their side has the first turn). If both players have units with Vanguard, alternate moving units one at a time, starting with the player that finished deploying last. Instead of moving a unit, a player may declare to not move any more Vanguarding units.

Weapon Master:

Wizard Apprentice: - Knows 1 spell.

- Can select between the Learned Spell 1 of its chosen Path and the Hereditary Spell of its army.

The Wizard selects its spells as described in Spell Selection

Qr codes of your army

You can print this page to have all your army's units qrcode and cut them to stick them on your units, with them you can directly access to the unit's profil with your phone.

Orc Warlord #1



Orc Chief #1



Goblin Witch Doctor #1



Goblins #1



Goblins #2



Orc Boar Riders #1



Iron Orcs #1



Iron Orcs #2



Goblin Raiders #1



Goblin Raiders #2



Gnasher Wrecking Team #1



Gnasher Wrecking Team #2



Scrap Wagon #1



Giant #1

