



WARRIORS OF THE DARK GODS

BLA - 2 010 POINTS



175 pts (9.00 %) 500 pts (25.00 %) 1335 pts (67.00 %) 200 pts (10.00 %)

Characters **Core** **Special** **Legendary**

(45 Max) (20 Least) (0 NoLimit) **Beasts**

(35 Max)

Characters



BARBARIAN CHIEF #1

Barbarian Chief - Standard - Infantry - 25x25mm

175 POINTS



Global	Adv	Mar	Dis	Model Rules	
	4"	8"	9	Battle Fever	
Defensive	HP	Def	Res	Arm	
	3	5	4	0	Heavy Armour
Offensive	Att	Off	Str	Ap	Agi
Barbarian Chief	3	5	5	1	5

Deeds not Words, Hand Weapon

Options	Shield • Throwing Weapons (4+) • General
Magic items	Binding Scroll

Core



BARBARIANS #1

Barbarians x40 - Standard - Infantry - 25x25mm

500 POINTS



Global	Adv	Mar	Dis	Model Rules	
	4"	8"	7	Scoring, Battle Fever	
Defensive	HP	Def	Res	Arm	
	1	4	3	0	Light Armour
Offensive	Att	Off	Str	Ap	Agi
Barbarian	1	4	4	0	3

Options	Great Weapon • Champion • Musician • Standard Bearer
----------------	--

Special



WARRIOR CHARIOT #1

Warrior Chariot - Large - Construct - 50x100mm

230 POINTS



Global	Adv	Mar	Dis	Model Rules	
	8"	8"	8	, Path of the Fearless, Swiftstride Favoured	
Defensive	HP	Def	Res	Arm	
	4	5	5	1	Hell-Forged Armour
Offensive	Att	Off	Str	Ap	Agi
Warrior Crew	2	5	4	1	4
Black Steed (2)	1	3	4	0	3



Halberd
Harnessed

<i>Offensive</i>	<i>Att</i>	<i>Off</i>	<i>Str</i>	<i>Ap</i>	<i>Agi</i>	
Chassis			5	2		Inanimate, Impact Hits (D6+1, D6+1)

	CHOSEN CHARIOT #1 Chosen Chariot - Large - Construct - 50x100mm	365 POINTS	
--	---	-------------------	---

<i>Global</i>	<i>Adv</i>	<i>Mar</i>	<i>Dis</i>	<i>Model Rules</i>		
	7"	7"	8	, Path of the Fear, Fearless, Swiftstride Favoured		
<i>Defensive</i>	<i>HP</i>	<i>Def</i>	<i>Res</i>	<i>Arm</i>		
	5	6	5	2	Hell-Forged Armour	
<i>Offensive</i>	<i>Att</i>	<i>Off</i>	<i>Str</i>	<i>Ap</i>	<i>Agi</i>	
Chosen Crew	3	6	4	1	5	Halberd
Karkadan	2	3	5	2	2	Harnessed
Chassis			5	2		Inanimate, Impact Hits (D6+1, D6+1)

Options	Envy
----------------	------

	BATTLESHRINE #1 Battle Shrine - Large - Construct - 50x100mm	350 POINTS	
--	--	-------------------	--


<i>Global</i>	<i>Adv</i>	<i>Mar</i>	<i>Dis</i>	<i>Model Rules</i>		
	5"	10"	8	Wizard Apprentice, Fear, Towering Presence, Channel (1, 1), Not a Leader, War Platform, Beacon of the Dark, Battle Fever, Standard Bearer Gods, Trophy Rack		
<i>Defensive</i>	<i>HP</i>	<i>Def</i>	<i>Res</i>	<i>Arm</i>		
	5	4	5	4	Aegis (5+)	
<i>Offensive</i>	<i>Att</i>	<i>Off</i>	<i>Str</i>	<i>Ap</i>	<i>Agi</i>	
Shrine Priest	1	4	3	0	3	
Wretched One (2)			4	0	1	Harnessed, Grind Attacks (D6+1, D6+1)

Magic banners	Icon of the Infinite (Banner Enchantment)
Notes	Grave calls

	FLAYERS #1 Flayers x5 - Standard - Cavalry - 25x50mm	160 POINTS	
--	--	-------------------	---

<i>Global</i>	<i>Adv</i>	<i>Mar</i>	<i>Dis</i>	<i>Model Rules</i>		
	10"	20"	8	Strider, Feigned Flight, Vanguard (6", 6"), Light Troops, Battle Fever		
<i>Defensive</i>	<i>HP</i>	<i>Def</i>	<i>Res</i>	<i>Arm</i>		
	1	4	3	1	Light Armour	
<i>Offensive</i>	<i>Att</i>	<i>Off</i>	<i>Str</i>	<i>Ap</i>	<i>Agi</i>	
Flayer	1	4	4	0	4	
Shadow Chaser	1	3	3	0	4	Harnessed

Options	Shield • Bow (4+)
----------------	-------------------

	CHIMERA #1 Chimera - Large - Beast - 50x100mm	230 POINTS	
--	---	-------------------	---

<i>Global</i>	<i>Adv</i>	<i>Mar</i>	<i>Dis</i>	<i>Model Rules</i>	
	8"	20"	8	Fear, Towering Presence	
<i>Defensive</i>	<i>HP</i>	<i>Def</i>	<i>Res</i>	<i>Arm</i>	
	4	3	5	3	
<i>Offensive</i>	<i>Att</i>	<i>Off</i>	<i>Str</i>	<i>Ap</i>	<i>Agi</i>
Chimera	5	4	5	2	4

Options	Wings
----------------	-------

Magics

Racial Trait Spell

	<i>Casting</i>	<i>Range</i>	<i>Type</i>	<i>Duration</i>
Hellfire				
<i>Mf</i>	(6+) {10+}	18"	Hex, Damage, Direct	Instant
<i>The target suffers (2D3) {2D6} hits with Strength 6, Armour Penetration 0, and Magical Attacks.</i>				

Magic items

Binding Scroll: One use only. May be activated after Siphon the Veil (at the end of step 3 of the Magic Phase Sequence). When activated, pick an enemy model and select one of its Attribute, Bound, or Learned Spells. The selected model cannot cast the chosen instance of the spell during this Magic Phase. Only a single Binding Scroll may be activated during the same phase.

Magic banners

Icon of the Infinite: The bearer can cast Hellfire (Hereditary Spell) as a Bound Spell with Power Level (4/8).

Model Rules

Aegis:

Battle Fever: Units with more than half of their models with Battle Fever must reroll failed Panic and Break Tests.

Beacon of the Dark Gods: Instead of selecting spells as normal, the Wizard must select one of the following spells during Spell Selection:

- Whispers of the Veil (Evocation)
- The Grave Calls (Occultism)
- Hellfire (Hereditary Spell)

Channel: During step 3 of the Magic Phase Sequence, each of the Active Player's models with Channel may add X Veil Tokens to the owner's Veil Token Pool. This Universal Rule is cumulative, adding X Veil Tokens of each independent instance of Channel to the model's total Channel value (so e.g. a model with Channel (1) and Channel (2) is treated like a model with Channel (3)).

Deeds not Words: Attack Attribute.

The model part gains Battle Focus and Hatred while joined to one or more R&F models with Åsklander Battle Fever.

Fear: Units in base contact with one or more enemy models with Fear suffer -1 Discipline. At the start of each Round of Combat, such units must take a Discipline Test, called a Fear Test. If this test is failed, the models in the unit are Shaken until the end of the Round of Combat. Models that have Fear themselves are immune to the effects of Fear.

Fearless: If more than half of a unit's models are Fearless, the unit automatically passes Panic Tests and Decimated Tests and cannot declare a Flee Charge Reaction (unless already Fleeing). Models that are Fearless are also immune to the effects of Fear.

Feigned Flight: A unit consisting solely of models with Feigned Flight that voluntarily chooses to Flee as a Charge Reaction, and subsequently passes a Rally Test in its next Player Turn, doesn't become Shaken. Furthermore, the Reform that is made after Rallying in this case doesn't prevent the unit from moving nor from shooting (but it still counts as having moved for shooting purposes). This rule cannot be applied if a unit fails to rally on the next friendly Player Turn or involuntarily Flees, such as a result of a failed Panic Test or if it was already Fleeing when being charged.

Grind Attacks: A model part with Grind Attacks resolves these attacks at its own Agility. It must choose an enemy unit in base contact with it. The chosen enemy unit suffers a number of hits equal to the value stated in brackets (X). These hits

are resolved with the model part's own Strength and Armour Penetration.

If a model has both Grind Attacks and Impact Hits

, it may only use one of these rules in the same Round of Combat

(its controlling player may choose which). When several model parts in the same unit have Grind Attacks and when

X is a random number (e.g. Grind Attacks (2D3)), roll for the number of hits separately for each model part.

Halberd: Attacks made with a Halberd gain +1 Strength and +1 Armour Penetration. A model using this weapon cannot simultaneously use a Shield against Melee Attacks.

Hand Weapon: All models come equipped with a Hand Weapon as their default equipment. If a model has any Close Combat Weapon other than a Hand Weapon, it cannot choose to use the Hand Weapon (unless specifically stated). Hand Weapons wielded by models on foot can be used alongside a Shield, then giving Parry

Harnessed: Model parts with Harnessed cannot make Supporting Attacks and cannot use Weapons. Shooting Weapons carried by model parts with Harnessed can be used by other model parts of the same model (as long as they do not have Harnessed or Inanimate). A model with with at least one model part with Harnessed is

considered to be mounted.

Heavy Armour: +2 Armor

Hell-Forged Armour: Armour Equipment.

Follows the rules for Plate Armour (can be enchanted as if it was Plate Armour). The wearer's model gains Aegis (5+, against Toxic Attacks).

Impact Hits: At Initiative Step 10, a charging model part with Impact Hits must choose an enemy unit that is in base contact with the attacking model's Front Facing. This unit suffers a number of hits equal to the value stated in brackets (X). These hits are resolved with the attacking model part's Strength and Armour Penetration. If a model has both Grind Attacks and Impact Hits, it may only use one of these rules in the same Round of Combat (its controlling player may choose which). In multipart models, only model parts that also have Harnessed or Inanimate can use their Impact Hits. When several models in the same unit have Impact Hits, and when X is a random number (e.g. Impact Hits (D6)), roll for the number of hits separately for each model part.

Inanimate: Inanimate - Melee

Model parts with Inanimate cannot make Close Combat Attacks and cannot use Shooting Weapons. Shooting Weapons carried by model parts with Inanimate can be used by other model parts of the same model (as long as they do not have Harnessed or Inanimate).

Light Armour: Armor +1

Light Troops: Units composed entirely of models with Light Troops are allowed to make any number of Reforms when performing Advance Moves or March Moves. They are allowed to shoot even if they Marched or Reformed. No model can end its movement with its centre further away than its March Rate from its starting position, around any obstructions (including the Unit Spacing rule). This means that when checking the distance travelled by a model, check the path the model would have taken if it was alone, with the exception that the unit as a whole cannot break the Unit Spacing rule while performing the move. If a model performed any action during the movement (such as a Sweeping Attack), the distance moved is counted from its starting position to the point on the Battlefield where it performed that action and then to its final position.

If more than half the models in a unit have Light Troops, the unit always counts as having 0 Full Ranks. Characters with Light Troops that are joined to units with one or more models without Light Troops, lose this rule for as long as they remain with the unit. An Infantry Character joined to an Infantry unit with both Light Troops and the same Size as the Character gains Light Troops for as long as it remains with the unit.

Not a Leader: The model cannot be the General.

Path of the Favoured: Universal Rule.

Units with more than half of their models with Path of the Favoured must reroll failed Break Tests. In addition, model parts with Path of the Favoured upgraded to a Champion additionally gain +1 Health Point to a maximum of 3, and their Discipline is set to 9.

Scoring: Units with at least one model with Scoring are considered to be Scoring Units, which are used for winning Secondary Objectives (see section XVI.2 "Scoring Secondary Objectives", page 67). Every army needs a few Scoring units to be able to complete Secondary Objectives, which is why units with Scoring are marked in the Army Books with a special pennant icon:

Scoring can be lost during the game:

- A unit that is Fleeing loses Scoring for as long as it is Fleeing.
- An Ambushing unit that enters the Battlefield on Game Turn 4 or later loses Scoring.
- A unit that has performed a Post-Combat Reform loses Scoring until the start of the following Player Turn.

Standard Bearer:

Strider: The model automatically passes Dangerous Terrain Tests taken due to Terrain.

If more than half of a unit's models have Strider, the unit never loses their Steadfast or Rank Bonus due to Terrain.

Sometimes Strider is linked to a specific type of Terrain, stated in brackets.

In this case, models with Strider are considered Striders only when interacting with such type of Terrain.

Swiftstride: When a unit composed entirely of models with Swiftstride rolls Charge Range, Flee Distance, Pursuit Distance or Overrun Distance, it rolls an additional D6 (normally this will lead to rolling 3D6) and discards the lowest D6 rolled.

Towering Presence: The model gains Tall and can never be joined or join a unit (unless it is a War Platform). A model with Towering Presence increases its Rally Around the Flag and Commanding Presence ranges by 6".

Trophy Rack: The bearer's unit may reroll failed Discipline Tests unless Fleeing. Each time attacks made by the bearer's model kill an enemy model that it is fighting a Duel with, the bearer's model gains a +1 Combat Score modifier for the rest of the game (this also applies to attacks made outside the Melee Phase). In addition, the bearer's model may take a single Banner Enchantment (using the bearer's Special Item allowance as normal).

Vanguard: After Deployment (including units with Scout), models with Vanguard may perform a 12" move. The move is performed as an Advance Move in the Movement Phase, including any actions and restrictions the unit would normally have (such as Wheeling, Reforming, joining units, leaving units and so on). The 12" distance is used instead of the unit's Advance Rate and March Rate. This move cannot be used to move within 12" of enemy units. This is decreased to 6" for enemy units which have either Scouted or Vanguarded. Units that have moved in this way may not Declare Charges in the first Player Turn (if their side has the first turn). If both players have units with Vanguard, alternate moving units one at a time, starting with the player that finished deploying last. Instead of moving a unit, a player may declare to not move any more Vanguarding units.

War Platform: Unless selected as a mount for a Character, a model with War Platform gains Not a Leader and Character, with the following exceptions:

- It does not count towards the Character's category (for Army List creation).
- It cannot Issue Duels, Accept Duels or Make Way.
- It can perform Swirling Melee.
- It does not count as a Character regarding Bodyguard and Multiple Wounds.

The model can join units even if it has Towering Presence, and having Chariot does not prevent it from joining units without Chariot. When joined to a unit, it must always be placed in the centre of the front rank, possibly pushing back other models with Front Rank, and must keep its position in the centre of the front rank at all times (as long as it is joined to the unit). If two positions are equally central (e.g. in a unit with an even number of models in the first rank and a War Platform replacing an uneven number of models per rank), the War Platform can be placed in either of these positions. If the War Platform cannot be placed in the centre of the front rank (e.g. due to Mismatching Bases or the front rank being too narrow), the model cannot join the unit. This means that a War Platform can never join a unit with Mismatching Bases and that only a single War Platform can be in the same unit unless noted otherwise.

Wizard Apprentice: - Knows 1 spell.

- Can select between the Learned Spell 1 of its chosen Path and the Hereditary Spell of its army.

The Wizard selects its spells as described in Spell Selection

Your can print this page to have all your army's units qrcode and cut them to stick them on your units, with them you can directly access to the unit's profil with your phone.

Barbarian Chief #1



Barbarians #1



Warrior Chariot #1



Chosen Chariot #1



Battleshrine #1



Flayers #1



Chimera #1

